

ADAC GT Masters

Results Race 1

Provisional



Hockenheimring, Length: 4574 m

Air temperature: 22.1°C

Track temperature: 29.4°C

Weather condition: Dry

DMSB Reg. Nr.: 253/15
Deutscher Motor Sport Bund e.V.

Saturday 3.10.2015 13:15

started : 19 classified : 13 not classified : 6

	Drivers	Team	Car	Laps	Total Time	Gap	Kph	Lap	Time	Kph
1	16 R.Frey/P.Geipel	YACO Racing	Audi R8 LMS ultra	30	1:12:15.985		113,9	14	1:40.757	163,4
2	8 C.Schmid/F.Hamprecht	Bentley Team HTP	Bentley Continental GT3	30	1:12:19.677	3.692	113,8	16	1:41.103	162,9
3	1 S.Wackerbauer/K.van der Linde	C. Abt Racing	Audi R8 LMS ultra	30	1:12:24.025	8.040	113,7	14	1:41.393	162,4
4	80 B.Spengler/D.Baumann	BMW Sports Trophy Team Schubert	BMW Z4 GT3	30	1:12:25.694	9.709	113,7	9	1:41.596	162,1
5	66 A.Wirth/D.Keilwitz	Callaway Competition	Corvette Z06.R GT3	30	1:12:26.804	10.819	113,6	20	1:41.083	162,9
6	100 D.Dobitsch/E.Sandström	kfzteile24 MS RACING	Audi R8 LMS ultra	30	1:12:29.247	13.262	113,6	12	1:41.323	162,5
7	14 N.Verdonck/F.Kechele	Lambda Performance	Ford GT GT3	30	1:12:34.932	18.947	113,4	14	1:41.260	162,6
8	2 J.Pepper/N.Thiim	C. Abt Racing	Audi R8 LMS ultra	30	1:12:39.866	23.881	113,3	15	1:41.600	162,1
9	23 M.Gassner(*G*)/F.Strauss	MRS GT Racing	Nissan GT-R Nismo GT3	30	1:12:52.958	36.973	113,0	13	1:41.611	162,1
10	3 A.Weishaupt(*G*)/C.Jöns	C. Abt Racing	Audi R8 LMS ultra	30	1:12:53.451	37.466	113,0	14	1:41.550	162,2
11	12 M.Joos(*G*)/L.Marionek	Senkyr Motorsport	BMW Z4 GT3	30	1:13:07.780	51.795	112,6	26	1:42.551	160,6
12	69 P.Assenheimer/A.Simonsen	Callaway Competition	Corvette Z06.R GT3	30	1:13:29.476	1:13.491	112,0	15	1:41.418	162,4
13	13 R.Lips(*G*)/S.Barth	RWT-Racing Team	Corvette Z06.R GT3	25	1:06:50.747	5LAPS	102,6	16	1:41.236	162,7
not classified										
24	F.Stoll/M.Basseng	kfzteile24 MS RACING	Audi R8 LMS ultra	11	39:24.883	19LAPS	76,6	8	1:42.406	160,8
7	L.Stolz/T.Dillmann	Bentley Team HTP	Bentley Continental GT3	4	27:04.114	26LAPS	40,6	4	1:43.333	159,4
36	C.Engelhart/K.Bachler	Schütz Motorsport	Porsche 911 GT3 R							
21	S.Asch/L.Ludwig	Team Zakspeed	Mercedes-Benz SLS AMG GT3							
42	H.Proczyk/B.Schneider	HP Racing	Mercedes-Benz SLS AMG GT3							
19	N.Mackschin(*G*)/C.Hürtgen	BMW Sports Trophy Team Schubert	BMW Z4 GT3							

Fastest lap of the race. Car 16 driver Frey on lap 14. Time 1:40.757, average speed 163,4 km/h.

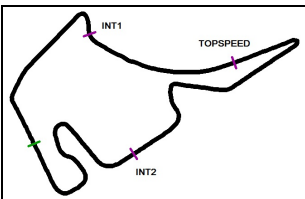
(*G*) marks the gentlemen driver

Subject to final scrutineering!

Publications Time:

Clerk of the course:

Time Keeping:



ADAC GT Masters

Lap chart Race 1

Provisional

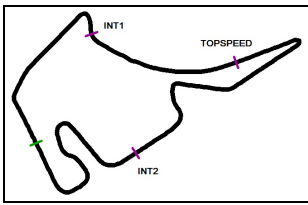


Hockenheimring, Length: 4574 m

Saturday 3.10.2015 13:15

POS	1	2	3	4	5	6	7	8	9	10	11	12	13	14	15	16	17	18	19	20
LAP 1	7	16	80	14	8	23	100	1	66	24	13	69	2	3	12					
LAP 2	7	16	80	14	8	23	100	1	66	24	13	69	2	3	12					
LAP 3	7	16	14	80	8	100	1	23	24	13	69	2	3	12	66					
LAP 4	7	16	14	80	8	100	1	23	24	13	69	2	3	12	66					
LAP 5	16	14	80	8	1	100	23	24	13	69	2	3	12	66						
LAP 6	16	14	80	8	1	100	23	24	13	69	2	3	66	12						
LAP 7	16	14	80	8	1	100	23	24	13	69	2	66	3	12						
LAP 8	16	14	80	8	1	100	23	24	13	69	2	66	3	12						
LAP 9	16	14	80	8	1	100	23	13	69	2	66	24	3	12						
LAP 10	16	14	80	8	1	100	23	69	66	2	24	3	12	13'						
LAP 11	16	14	80	8	1	100	23	66	69	2	3	12	.24	13'						
LAP 12	16	14	80	8	1	100	23	66	69	2	12	.3	.13'							
LAP 13	16	14	80	1	100	.8	23	66	.69	.2	12	3	.13'							
LAP 14	16	14	1	100	.80	23	66	12	8	80	69	2	3	13'						
LAP 15	16	14	1	100	23	66	12	8	80	69	2	3	13'							
LAP 16	16	.14	.1	.100	23	.66	.12	8	80	69	2	3	13'							
LAP 17	.16	.23	8	1	80	14	100	66	69	2	3	12	13'							
LAP 18	16	8	1	80	14	100	66	23	69	2	3	12	13'							
LAP 19	16	8	1	80	14	100	66	69	23	2	3	12	13'							
LAP 20	16	8	1	80	14	100	66	69	23	2	3	12	13'							
LAP 21	16	8	1	80	14	100	66	69	2	23	3	12	13'							
LAP 22	16	8	1	80	14	100	66	69	2	23	3	12	13'							
LAP 23	16	8	1	80	14	100	66	69	2	23	3	12	13'							
LAP 24	16	8	1	80	14	100	66	69	2	23	3	12	13'							
LAP 25	16	8	1	80	14	100	66	69	2	23	3	12	13'							
LAP 26	16	8	1	80	14	66	100	69	2	23	3	12								
LAP 27	16	8	1	80	14	66	100	69	2	23	3	12								
LAP 28	16	8	1	80	66	14	100	2	23	3	.69	12								
LAP 29	16	8	1	80	66	100	14	2	23	3	12	69								
LAP 30	16	8	1	80	66	100	14	2	23	3	12	69								

. - PIT STOP ' - LAP BEHIND



ADAC GT Masters



Lap analysis Race 1

Provisional

Hockenheimring, Length: 4574 m

Air temperature: 22.1°C

Track temperature: 29.2°C

Weather condition: Dry



Reg. Nr.: 253/15

Saturday 3.10.2015 13:15

Lap	Time	SE1	SP1	SE2	SP2	SE3	SP3	TSP	Lap	Time	SE1	SP1	SE2	SP2	SE3	SP3	TSP
-----	------	-----	-----	-----	-----	-----	-----	-----	-----	------	-----	-----	-----	-----	-----	-----	-----

1 Stefan Wackerbauer, DEU/ Kelvin van der Linde, ZAF **theoretical besttime: 1:41.221**

1	21:19.087	32.479	129	1:08.475	116	19:38.133	77	176	17	2:41.821	1:21.887	155	47.219	190	32.715	201	255
2	2:20.323	31.558	123	1:04.944	122	43.821	198	176	18	1:41.943	22.509	157	46.930	191	32.504	199	256
3	1:45.279	23.682	153	48.624	186	32.973	200	256	19	1:41.769	22.430	156	46.923	190	32.416	201	255
4	1:42.983	22.755	157	47.297	188	32.931	200	258	20	1:42.031	22.584	157	46.972	189	32.475	201	255
5	1:42.174	22.602	158	47.142	191	32.430	200	258	21	1:41.969	22.543	157	47.061	190	32.365	202	256
6	1:42.028	22.634	157	46.917	191	32.477	199	258	22	1:42.026	22.615	156	47.076	190	32.335	201	256
7	1:41.589	22.526	158	46.741	191	32.322	202	258	23	1:41.947	22.424	158	46.997	190	32.526	200	257
8	1:42.023	22.652	158	46.771	190	32.600	201	258	24	1:41.938	22.479	158	46.971	190	32.488	201	255
9	1:41.738	22.549	158	46.877	191	32.312	201	258	25	1:42.249	22.542	156	47.119	190	32.588	201	255
10	1:41.622	22.617	158	46.733	193	32.272	201	257	26	1:42.331	22.539	158	47.133	189	32.659	201	255
11	1:41.806	22.612	158	46.820	190	32.374	201	257	27	1:42.140	22.647	157	47.041	190	32.452	201	256
12	1:41.450	22.482	158	46.643	190	32.325	202	258	28	1:42.128	22.603	156	46.948	190	32.577	201	256
13	1:41.460	22.428	158	46.769	191	32.263	201	259	29	1:42.406	22.584	158	47.149	190	32.673	200	255
14	1:41.393	22.540	159	46.667	190	32.186	202	260	30	1:42.798	22.815	157	47.093	187	32.890	179	257
15	1:43.360	22.392	158	46.883	191	34.085	199	259									
16	1:46.214	22.559	157	46.829	189	36.826		256									

2 Jordan Lee Pepper, ZAF/ Nicki Thiim, DNK **theoretical besttime: 1:41.373**

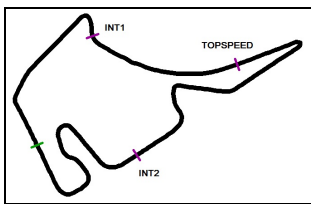
1	21:25.449	31.100	152	1:07.844	113	19:46.505	112	193	17	1:41.977	22.428	157	46.990	189	32.559	201	257
2	2:16.400	31.625	143	1:02.797	124	41.978	198	215	18	1:42.002	22.437	157	46.908	187	32.657	200	256
3	1:45.800	23.579	156	48.082	188	34.139	197	258	19	1:42.806	22.618	157	47.131	186	33.057	200	256
4	1:43.698	23.266	156	47.389	189	33.043	200	257	20	1:43.186	22.942	156	47.192	188	33.052	201	258
5	1:43.664	23.066	157	47.297	188	33.301	200	259	21	1:42.560	22.922	158	47.236	188	32.402	199	257
6	1:43.194	23.225	155	47.125	189	32.844	200	257	22	1:42.117	22.691	156	47.043	189	32.383	201	256
7	1:42.471	22.662	158	47.118	189	32.691	201	257	23	1:42.074	22.552	157	47.070	188	32.452	199	256
8	1:42.404	22.772	157	47.081	189	32.551	200	256	24	1:42.390	22.555	157	47.187	188	32.648	201	255
9	1:43.286	22.619	157	47.983	190	32.684	198	257	25	1:42.207	22.664	158	47.039	189	32.504	201	255
10	1:42.707	22.679	158	47.386	189	32.642	200	252	26	1:41.847	22.459	158	46.868	189	32.520	200	256
11	1:42.489	22.642	157	46.964	189	32.883	200	254	27	1:41.850	22.585	158	46.656	190	32.609	201	256
12	1:42.261	22.824	157	47.008	191	32.429	201	256	28	1:43.795	22.799	156	48.175	187	32.821	199	254
13	1:46.385	22.475	157	46.825	191	37.085		257	29	1:42.664	22.598	157	47.283	188	32.783	200	252
14	2:41.985	1:22.661	155	46.925	190	32.399	200	255	30	1:42.698	22.660	156	47.177	187	32.861	197	254
15	1:41.600	22.479	157	46.741	190	32.380	200	255									
16	1:41.900	22.337	157	46.903	189	32.660	200	255									

3 Andreas Weishaupt, DEU/ Christer Jöns, DEU **theoretical besttime: 1:41.339**

1	21:27.515	32.640	122	1:09.077	116	19:45.798	112	164	17	1:41.702	22.669	159	46.677	190	32.356	199	255
2	2:14.709	30.430	144	1:02.598	122	41.681	198	213	18	1:41.904	22.530	160	46.940	190	32.434	202	253
3	1:45.988	23.769	154	48.266	186	33.953	199	253	19	1:41.739	22.572	158	46.720	191	32.447	199	255
4	1:44.405	23.228	158	47.648	188	33.529	197	258	20	1:42.067	22.509	160	46.894	189	32.664	199	254
5	1:44.181	23.131	156	47.712	189	33.338	198	256	21	1:41.826	22.553	160	46.765	189	32.508	203	254
6	1:43.669	23.091	154	47.266	189	33.312	197	254	22	1:42.075	22.685	160	46.913	190	32.477	202	257
7	1:45.110	24.188	155	47.735	189	33.187	198	254	23	1:41.867	22.531	159	46.866	190	32.470	203	256
8	1:43.485	23.121	156	47.307	190	33.057	199	255	24	1:41.868	22.578	160	46.867	190	32.423	200	255
9	1:44.025	22.781	152	47.901	189	33.343	195	252	25	1:42.145	22.575	159	46.931	190	32.639	200	256
10	1:43.817	23.189	156	47.234	189	33.394	197	251	26	1:41.805	22.531	158	46.849	189	32.425	201	257
11	1:43.866	23.014	156	47.204	188	33.648	198	254	27	1:42.706	22.595	159	46.982	188	33.129	199	256
12	1:48.976	23.010	157	47.321	190	38.645		253	28	1:44.711	23.085	159	48.112	187	33.514	199	260
13	2:43.900	1:24.418	158	47.131	189	32.351	199	256	29	1:43.096	22.973	160	47.295	190	32.828	198	255
14	1:41.550	22.507	158	46.757	190	32.286	201	256	30	1:45.255	23.094	160	48.241	183	33.920	186	259
15	1:41.868	22.457	159	46.881	190	32.530	199	254									
16	1:41.621	22.387	159	46.959	191	32.275	201	253									

7 Luca Stolz, DEU/ Tom Dillmann, FRA **theoretical besttime: 1:43.333**

1	17:40.602	27.146	154	1:04.325	120	16:09.131		234	4	1:43.333	22.985	156	47.444	188	32.904	200	256
2	5:56.208	4:02.683	111	1:06.341	127	47.184	198	157									
3	1:43.971	23.405	153	47.613	189	32.953	202	258									



ADAC GT Masters



Lap analysis Race 1

Provisional

Hockenheimring, Length: 4574 m

Air temperature: 22.1°C

Track temperature: 29.2°C

Weather condition: Dry

DMSB Reg. Nr.: 253/15
Deutscher Motor Sport Bund e.V.

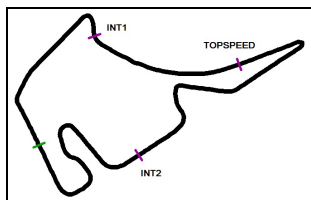
Saturday 3.10.2015 13:15

Lap	Time	SE1	SP1	SE2	SP2	SE3	SP3	TSP	Lap	Time	SE1	SP1	SE2	SP2	SE3	SP3	TSP
8 Clemens Schmid, AUT/ Fabian Hamprecht, DEU									theoretical besttime: 1:40.997								
1	21:15.126	30.695	150	1:06.670	112	19:37.761	41	205	17	1:41.451	22.508	161	46.580	191	32.363	204	260
2	2:23.034	32.858	117	1:05.457	120	44.719	199	155	18	1:41.425	22.410	159	46.619	192	32.396	204	260
3	1:45.139	23.616	137	48.320	189	33.203	201	259	19	1:41.298	22.365	159	46.542	192	32.391	204	260
4	1:43.261	22.917	157	47.607	190	32.737	204	259	20	1:41.346	22.356	161	46.490	191	32.500	201	261
5	1:42.512	22.601	160	47.233	192	32.678	203	260	21	1:42.111	22.656	156	46.808	190	32.647	203	262
6	1:42.200	22.641	159	46.980	191	32.579	202	261	22	1:41.994	22.655	160	46.674	191	32.665	202	263
7	1:41.697	22.536	161	46.738	192	32.423	204	260	23	1:42.108	22.555	156	46.898	191	32.655	202	262
8	1:42.012	22.503	161	47.031	190	32.478	202	262	24	1:41.887	22.620	160	46.747	192	32.520	204	262
9	1:41.547	22.553	160	46.672	193	32.322	204	261	25	1:41.639	22.335	157	46.809	190	32.495	205	261
10	1:41.790	22.496	161	46.694	192	32.600	201	260	26	1:41.979	22.572	157	46.793	191	32.614	204	262
11	1:41.449	22.495	161	46.522	192	32.432	203	260	27	1:41.867	22.434	160	46.566	192	32.867	202	263
12	1:41.676	22.463	162	46.700	192	32.513	202	262	28	1:42.172	22.539	160	46.875	189	32.758	203	263
13	1:46.194	22.645	159	46.568	193	36.981		262	29	1:43.710	23.630	156	47.070	190	33.010	203	260
14	2:41.020	1:21.906	158	46.756	191	32.358	202	260	30	1:43.685	22.888	155	47.266	190	33.531	199	262
15	1:41.245	22.428	158	46.457	190	32.360	202	260									
16	1:41.103	22.346	160	46.552	192	32.205	203	260									

Lap	Time	SE1	SP1	SE2	SP2	SE3	SP3	TSP	Lap	Time	SE1	SP1	SE2	SP2	SE3	SP3	TSP
12 Michael Joos, DEU/ Lennart Marioneck, DEU									theoretical besttime: 1:42.278								
1	21:28.786	39.680	127	1:03.395	108	19:45.711	108	204	17	2:43.886	1:23.694	158	47.287	191	32.905	199	255
2	2:13.929	29.996	143	1:02.396	122	41.537	194	190	18	1:42.942	22.713	158	47.408	190	32.821	200	255
3	1:45.785	23.605	155	48.483	187	33.697	196	253	19	1:42.800	22.961	158	47.102	191	32.737	200	255
4	1:45.097	23.666	153	47.936	189	33.495	196	256	20	1:42.602	22.799	159	47.069	190	32.734	200	256
5	1:44.311	22.908	157	48.060	188	33.343	196	257	21	1:42.694	22.725	159	47.314	190	32.655	200	257
6	1:43.789	23.081	156	47.822	188	32.886	198	254	22	1:42.927	22.573	158	47.163	190	33.191	200	257
7	1:44.183	23.306	144	47.941	187	32.936	197	254	23	1:42.725	22.748	159	47.180	190	32.797	201	256
8	1:43.411	23.049	159	47.415	192	32.947	199	254	24	1:42.899	22.742	160	47.256	191	32.901	201	255
9	1:44.103	23.009	157	48.261	189	32.833	198	254	25	1:42.641	22.717	159	47.210	190	32.714	201	255
10	1:44.052	23.087	157	47.669	189	33.296	196	254	26 1:42.551	22.681	160	47.183	190	32.687	201	256	
11	1:43.469	22.726	158	47.379	191	33.364	197	255	27	1:43.085	22.761	159	47.278	189	33.046	200	257
12	1:43.873	23.272	157	47.544	188	33.057	198	256	28	1:43.560	22.824	158	47.557	187	33.179	199	256
13	1:43.353	23.076	157	47.603	191	32.674	198	254	29	1:43.300	22.975	159	47.321	190	33.004	199	256
14	1:42.729	22.683	157	47.410	190	32.636	198	256	30	1:47.304	25.354	123	48.501	189	33.449	196	253
15	1:42.859	22.649	157	47.229	189	32.981	197	255									
16	1:48.135	22.781	158	47.420	189	37.934		254									

Lap	Time	SE1	SP1	SE2	SP2	SE3	SP3	TSP	Lap	Time	SE1	SP1	SE2	SP2	SE3	SP3	TSP
13 Remo Lips, CHE/ Sven Barth, DEU									theoretical besttime: 1:41.194								
1	21:22.760	30.848	152	1:07.299	111	19:44.613	93	198	14	2:21.343	1:02.001	160	46.562	191	32.780	204	263
2	2:18.062	31.468	139	1:03.959	118	42.635	202	180	15	1:42.559	23.535	158	46.505	193	32.519	203	263
3	1:45.809	23.385	153	48.348	183	34.076	204	266	16 1:41.236	22.491	160	46.314	192	32.431	205	264	
4	1:43.735	23.221	156	47.351	191	33.163	204	268	17	1:41.575	22.498	160	46.396	191	32.681	203	262
5	1:43.951	22.815	160	47.490	189	33.664	203	267	18	1:41.749	22.763	160	46.437	192	32.549	203	263
6	1:42.828	22.917	159	46.816	194	33.095	203	266	19	1:41.417	22.604	160	46.301	192	32.512	205	264
7	1:42.532	22.719	162	46.767	191	33.046	203	266	20	1:41.628	22.592	161	46.380	191	32.656	203	265
8	1:42.346	22.581	161	46.753	193	33.012	203	267	21	1:41.564	22.521	161	46.441	191	32.602	203	265
9	1:42.522	22.526	161	47.312	194	32.684	202	266	22	1:42.149	22.591	161	46.900	192	32.658	204	264
10	3:41.582	2:21.628	160	46.642	190	33.312	202	262	23	1:41.667	22.537	160	46.558	191	32.572	204	263
11	1:43.040	22.780	162	46.530	192	33.730	202	264	24	1:41.546	22.541	161	46.378	191	32.627	204	264
12	1:46.317	22.706	162	46.424	191	37.187		265	25	1:41.245	22.482	161	46.352	191	32.411	204	265
13	2:55.585	1:26.596	151	51.166	184	37.823		263									

Lap	Time	SE1	SP1	SE2	SP2	SE3	SP3	TSP	Lap	Time	SE1	SP1	SE2	SP2	SE3	SP3	TSP
14 Nico Verdonck, BEL/ Frank Kechele, DEU									theoretical besttime: 1:41.115								
1	21:13.952	28.494	159	1:05.486	116	19:39.972	2	260	17	2:47.209	1:26.748	161	47.320	192	33.141	204	265
2	2:23.804	33.196	116	1:05.375	124	45.233	201	138	18	1:42.130	22.703	161	46.546	191	32.881	203	262
3	1:44.730	23.658	155	47.584	190	33.488	200	260	19	1:42.305	22.770	162	46.575	193	32.960	202	262
4	1:42.963	22.869	160	46.962	189	33.132	201	262	20	1:42.384	22.978	161	46.518	192	32.888	203	263
5	1:42.666	22.695	161	47.240	192	32.731	203	263	21	1:42.205	22.866	161	46.486	193	32.853	202	263
6	1:41.767	22.590	160	46.527	192	32.650	203	262	22	1:42.149	22.642	162	46.571	193	32.936	204	265
7	1:41.740	22.590	160	46.645	193	32.505	201	261	23	1:42.221	22.587	161	46.715	191	32.919	200	263
8	1:41.565	22.483	160	46.421	193	32.661	202	262	24	1:42.227	22.657	162	46.647	192	32.923	203	263



ADAC GT Masters



Lap analysis Race 1

Provisional

Hockenheimring, Length: 4574 m

Air temperature: 22.1°C

Track temperature: 29.2°C

Weather condition: Dry



Reg. Nr.: 253/15

Saturday 3.10.2015 13:15

Lap	Time	SE1	SP1	SE2	SP2	SE3	SP3	TSP	Lap	Time	SE1	SP1	SE2	SP2	SE3	SP3	TSP
9	1:41.472	22.456	161	46.519	194	32.497	202	261	25	1:42.316	22.750	161	46.615	192	32.951	203	263
10	1:41.533	22.416	161	46.458	194	32.659	202	260	26	1:42.783	22.905	157	47.061	191	32.817	203	263
11	1:41.589	22.488	161	46.392	191	32.709	201	260	27	1:42.032	22.647	162	46.460	192	32.925	202	263
12	1:41.550	22.472	160	46.485	191	32.593	201	262	28	1:43.480	22.914	160	47.422	193	33.144	202	264
13	1:41.572	22.497	161	46.419	194	32.656	201	262	29	1:47.220	23.039	155	47.356	192	36.825	202	258
14	1:41.260	22.561	160	46.247	193	32.452	203	264	30	1:43.837	23.095	162	47.126	191	33.616	201	264
15	1:41.778	22.525	162	46.571	191	32.682	203	265									
16	1:46.493	22.464	160	46.929	192	37.100		262									

16 Rahel Frey, CHE/ Philip Geipel, DEU

theoretical besttime: 1:40.757

1	21:09.258	52.021	78	1:14.842	105	19:02.395		131	17	1:46.119	22.485	161	46.592	192	37.042		255
2	2:27.958	34.751	110	1:06.085	140	47.122	197	157	18	2:41.403	1:21.993	158	46.916	191	32.494	198	253
3	1:44.486	23.507	150	47.833	187	33.146	200	254	19	1:42.505	22.704	160	47.040	189	32.761	201	255
4	1:43.046	22.766	160	47.359	189	32.921	200	255	20	1:42.046	22.662	160	46.824	188	32.560	200	253
5	1:42.347	22.787	155	47.058	191	32.502	202	253	21	1:42.014	22.657	160	46.865	189	32.492	198	254
6	1:41.845	22.573	158	46.890	190	32.382	203	252	22	1:42.043	22.446	160	46.736	191	32.861	194	254
7	1:41.530	22.389	160	46.839	192	32.302	199	256	23	1:42.111	22.690	159	46.892	191	32.529	198	253
8	1:41.338	22.462	159	46.587	193	32.289	200	255	24	1:41.955	22.584	159	46.861	190	32.510	198	254
9	1:41.455	22.342	160	46.702	191	32.411	199	253	25	1:42.068	22.516	160	47.037	190	32.515	201	252
10	1:41.729	22.275	160	46.984	192	32.470	200	252	26	1:41.858	22.614	160	46.692	189	32.552	200	252
11	1:41.564	22.492	161	46.658	192	32.414	201	252	27	1:41.688	22.496	160	46.639	191	32.553	199	252
12	1:41.806	22.422	160	46.804	190	32.580	199	253	28	1:42.075	22.786	161	46.712	190	32.577	201	253
13	1:41.364	22.419	160	46.540	191	32.405	201	256	29	1:42.231	22.680	159	46.860	191	32.691	200	253
14	1:40.757	22.234	161	46.276	191	32.247	202	258	30	1:42.656	22.688	159	47.124	188	32.844	200	255
15	1:41.466	22.380	160	46.599	190	32.487	203	257									
16	1:41.264	22.286	160	46.616	193	32.362	201	253									

23 Marc Gassner, DEU/ Florian Strauss, DEU

theoretical besttime: 1:41.533

1	21:16.134	34.681	114	1:07.762	113	19:33.691	49	159	17	1:47.237	22.754	159	46.953	192	37.530		257
2	2:22.529	32.874	116	1:05.159	117	44.496	202	165	18	2:44.659	1:22.618	159	48.336	182	33.705	199	255
3	1:47.180	23.547	148	49.442	185	34.191	200	260	19	1:44.576	23.554	159	47.721	188	33.301	201	256
4	1:43.435	23.110	157	47.099	191	33.226	202	261	20	1:43.071	23.078	157	47.088	190	32.905	201	259
5	1:43.551	22.858	159	47.610	191	33.083	202	260	21	1:44.222	23.172	155	47.938	190	33.112	202	260
6	1:42.315	22.688	159	46.773	192	32.854	203	259	22	1:43.994	23.072	153	47.830	190	33.092	200	258
7	1:42.029	22.609	160	46.660	192	32.760	202	258	23	1:43.045	22.993	159	47.307	191	32.745	200	258
8	1:41.917	22.733	160	46.441	193	32.743	203	258	24	1:43.325	23.175	159	47.313	190	32.837	200	257
9	1:41.698	22.440	160	46.476	194	32.782	203	259	25	1:43.209	23.108	159	47.328	190	32.773	202	257
10	1:42.045	22.573	161	46.619	193	32.853	202	258	26	1:43.140	23.160	158	47.159	191	32.821	202	256
11	1:42.078	22.607	160	46.563	191	32.908	202	257	27	1:43.917	23.145	155	47.597	191	33.175	201	258
12	1:42.005	22.550	160	46.611	192	32.844	202	258	28	1:44.454	23.208	154	48.181	187	33.065	200	260
13	1:41.611	22.518	160	46.436	192	32.657	203	260	29	1:43.447	23.125	159	47.109	192	33.213	200	258
14	1:42.044	22.669	157	46.589	192	32.786	203	260	30	1:44.969	23.045	160	48.354	184	33.570	199	259
15	1:42.814	22.783	158	46.871	191	33.160	203	259									
16	1:42.308	22.669	159	46.752	192	32.887	202	257									

24 Florian Stoll, DEU/ Marc Basseng, DEU

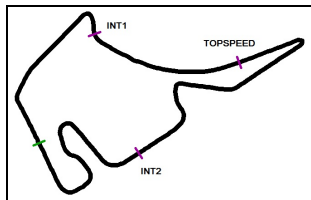
theoretical besttime: 1:42.169

1	21:21.731	30.143	147	1:04.912	121	19:46.676	86	227	7	1:42.505	22.602	160	47.058	192	32.845	201	254
2	2:18.781	31.808	134	1:04.113	105	42.860	199	183	8	1:42.406	22.765	161	46.877	191	32.764	202	256
3	1:45.960	23.955	152	48.195	187	33.810	201	258	9	1:50.762	22.689	157	55.065	192	33.008	199	253
4	1:43.402	22.971	159	47.186	187	33.245	200	257	10	1:42.602	22.747	159	46.961	192	32.894	200	253
5	1:43.799	22.887	159	47.618	186	33.294	201	257	11	1:50.271	22.886	158	47.460	149	39.925		253
6	1:42.664	22.746	160	46.803	191	33.115	200	255									

66 Andreas Wirth, DEU/ Daniel Keilwitz, DEU

theoretical besttime: 1:40.997

1	21:20.046	31.833	138	1:08.352	122	19:39.861	87		17	2:41.439	1:22.493	162	46.493	195	32.453	208	266
2	2:19.740	31.568	111	1:05.279	100	42.893	207	179	18	1:42.073	22.718	164	46.948	195	32.407	209	268
3	1:54.778	23.945	153	57.906	190	32.927	207	265	19	1:41.324	22.576	162	46.368	195	32.380	209	265
4	1:41.789	22.830	161	46.376	192	32.583	209	267	20	1:41.083	22.479	163	46.206	193	32.398	209	267
5	1:41.895	22.665	159	46.529	191	32.701	209	266	21	1:41.490	22.683	162	46.334	193	32.473	209	268
6	1:42.368	22.844	161	46.535	192	32.989	208	268	22	1:41.790	22.634	163	46.496	191	32.660	208	269



ADAC GT Masters

Lap analysis Race 1

Provisional



Hockenheimring, Length: 4574 m

Air temperature: 22.1°C

Track temperature: 29.2°C

Weather condition: Dry

DMSB Reg. Nr.: 253/15
Deutscher Motor Sport Bund e.V.

Saturday 3.10.2015 13:15

Lap	Time	SE1	SP1	SE2	SP2	SE3	SP3	TSP	Lap	Time	SE1	SP1	SE2	SP2	SE3	SP3	TSP
7	1:42.978	23.552	160	46.910	192	32.516	208	264	23	1:41.622	22.551	164	46.342	193	32.729	209	266
8	1:41.345	22.424	161	46.489	194	32.432	208	265	24	1:41.777	22.833	164	46.354	195	32.590	210	269
9	1:41.701	22.458	162	46.691	191	32.552	209	267	25	1:41.978	22.806	163	46.452	194	32.720	210	269
10	1:41.647	22.786	162	46.375	193	32.486	209	266	26	1:42.460	22.683	166	47.022	190	32.755	209	270
11	1:42.124	22.599	162	46.772	191	32.753	209	266	27	1:41.768	22.625	164	46.391	193	32.752	209	269
12	1:41.375	22.411	162	46.503	194	32.461	208	265	28	1:42.037	22.652	166	46.556	192	32.829	208	267
13	1:41.276	22.430	162	46.380	195	32.466	208	266	29	1:41.516	22.580	162	46.334	194	32.602	210	267
14	1:41.185	22.444	163	46.352	193	32.389	209	267	30	1:42.441	22.742	156	46.720	194	32.979	206	268
15	1:41.693	22.484	162	46.445	192	32.764	210	268									
16	1:46.066	22.468	162	46.475	193	37.123		267									

69 Patrick Assenheimer, DEU/ Andreas Simonsen, SWE

theoretical besttime: **1:41.239**

1	21:24.271	31.556	148	1:08.099	107	19:44.616	95	196	17	1:41.597	22.473	160	46.376	194	32.748	204	266
2	2:17.174	31.390	143	1:03.413	107	42.371	201	230	18	1:42.028	22.707	162	46.439	191	32.882	203	266
3	1:45.801	23.612	153	47.867	191	34.322	201	267	19	1:42.612	22.862	162	46.714	193	33.036	203	266
4	1:43.683	23.123	153	47.265	190	33.295	203	267	20	1:42.433	22.919	160	46.666	192	32.848	202	266
5	1:43.893	23.267	159	46.738	193	33.888	201	268	21	1:42.606	22.840	159	46.595	192	33.171	202	266
6	1:42.854	22.970	162	46.650	193	33.234	204	267	22	1:42.246	22.796	161	46.582	193	32.868	204	266
7	1:42.606	22.972	158	46.719	193	32.915	203	265	23	1:42.639	23.094	151	46.679	195	32.866	202	265
8	1:42.110	22.857	163	46.285	194	32.968	203	267	24	1:42.471	22.718	160	46.813	190	32.940	203	265
9	1:42.917	22.670	159	47.199	193	33.048	201	266	25	1:42.208	22.669	162	46.664	193	32.875	205	265
10	1:42.102	22.915	162	46.319	193	32.868	201	265	26	1:42.163	22.693	160	46.677	191	32.793	202	264
11	1:43.611	22.904	160	47.392	188	33.315	203	263	27	1:42.334	22.809	162	46.486	194	33.039	201	265
12	1:41.874	22.577	160	46.671	191	32.626	204	266	28	1:55.196	22.938	148	48.679	189	43.579		257
13	1:46.558	22.657	162	46.272	194	37.629		267	29	2:21.419	1:00.832	152	47.484	192	33.103	202	263
14	2:42.022	1:22.669	161	46.428	194	32.925	202	265	30	1:42.443	22.839	161	46.602	191	33.002	203	266
15	1:41.418	22.386	160	46.432	193	32.600	205	264									
16	1:42.187	22.827	159	46.779	192	32.581	204	264									

80 Bruno Spengler, CDN/ Dominik Baumann, AUT

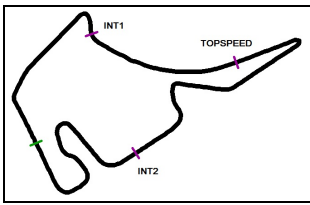
theoretical besttime: **1:41.369**

1	21:10.837	30.010	152	1:04.638	121	19:36.189		253	17	1:43.037	22.783	158	47.361	193	32.893	201	254
2	2:26.518	34.073	110	1:06.523	130	45.922	197	146	18	1:42.195	22.458	158	47.070	190	32.667	201	259
3	1:45.534	23.892	152	48.348	189	33.294	199	255	19	1:42.046	22.616	156	46.878	192	32.552	202	258
4	1:43.226	23.110	156	47.291	190	32.825	202	256	20	1:41.971	22.592	160	46.724	190	32.655	199	260
5	1:42.528	22.746	157	47.173	191	32.609	201	257	21	1:42.275	22.652	159	46.852	191	32.771	199	260
6	1:42.037	22.651	158	46.871	193	32.515	201	256	22	1:42.328	22.617	161	47.067	191	32.644	202	260
7	1:41.812	22.640	159	46.799	192	32.373	201	257	23	1:42.135	22.580	160	46.884	192	32.671	201	260
8	1:41.950	22.558	157	46.987	193	32.405	201	257	24	1:42.216	22.587	159	46.939	191	32.690	201	258
9	1:41.596	22.454	158	46.733	193	32.409	201	257	25	1:42.084	22.606	160	46.844	192	32.634	201	258
10	1:41.614	22.499	159	46.837	192	32.278	201	257	26	1:42.149	22.653	159	46.888	191	32.608	202	258
11	1:41.632	22.508	158	46.654	195	32.470	201	257	27	1:42.133	22.678	160	46.844	191	32.611	202	259
12	1:41.623	22.460	159	46.733	191	32.430	201	258	28	1:42.068	22.526	159	46.888	191	32.654	201	259
13	1:41.797	22.619	158	46.637	193	32.541	201	258	29	1:42.433	22.678	159	47.071	190	32.684	201	259
14	1:46.188	22.507	159	46.645	193	37.036		260	30	1:42.827	22.829	159	47.013	191	32.985	191	261
15	2:42.989	1:23.326	160	46.971	191	32.692	201	258									
16	1:41.916	22.508	159	46.942	191	32.466	201	258									

100 Daniel Dobitsch, AUT/ Edward Sandström, SWE

theoretical besttime: **1:41.206**

1	21:18.221	30.480	152	1:05.683	109	19:42.058	59	206	17	2:42.994	1:22.820	157	47.176	189	32.998	201	259
2	2:20.803	31.664	124	1:05.300	113	43.839	200	189	18	1:42.684	22.727	159	47.145	191	32.812	201	259
3	1:44.906	23.419	149	48.240	190	33.247	198	256	19	1:41.912	22.528	160	46.789	192	32.595	203	258
4	1:43.401	22.667	158	47.760	189	32.974	201	256	20	1:42.195	22.630	160	46.792	192	32.773	202	259
5	1:43.536	22.529	159	48.142	188	32.865	201	256	21	1:42.314	22.613	153	46.927	190	32.774	203	260
6	1:42.739	22.542	158	47.785	191	32.412	201	257	22	1:42.015	22.467	161	46.779	191	32.769	202	261
7	1:41.707	22.359	158	46.784	192	32.564	199	256	23	1:42.330	22.650	155	46.837	190	32.843	200	260
8	1:41.788	22.443	157	46.816	193	32.529	193	256	24	1:42.228	22.531	161	46.867	191	32.830	201	260
9	1:41.684	22.467	158	46.770	193	32.447	201	257	25	1:42.209	22.653	161	46.693	190	32.863	203	259
10	1:41.629	22.515	157	46.670	191	32.444	201	256	26	1:43.621	22.624	158	48.116	191	32.881	202	261
11	1:41.444	22.397	158	46.698	192	32.349	201	255	27	1:41.932	22.604	161	46.604	192	32.724	203	260
12	1:41.323	22.476	156	46.548	189	32.299	201	256	28	1:42.572	22.570	161	46.950	192	33.052	202	259
13	1:41.589	22.492	158	46.676	192	32.421	200	259	29	1:43.319	22.889	162	47.565	191	32.865	202	256



ADAC GT Masters

Lap analysis Race 1

Provisional



Hockenheimring, Length: 4574 m

Air temperature: 22.1°C

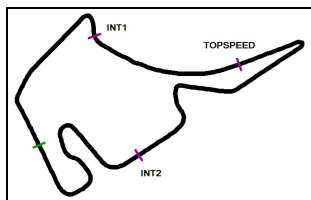
Track temperature: 29.2°C

Weather condition: Dry

DMSB Reg. Nr.: 253/15
Deutscher Motor Sport Bund e.V.

Saturday 3.10.2015 13:15

Lap	Time	SE1	SP1	SE2	SP2	SE3	SP3	TSP	Lap	Time	SE1	SP1	SE2	SP2	SE3	SP3	TSP
14	1:41.717	22.480	156	46.639	191	32.598	199	259	30	1:41.791	22.579	160	46.636	191	32.576	203	260
15	1:42.668	22.607	157	47.169	191	32.892	200	258									
16	1:45.976	22.372	157	46.784	190	36.820		256									



ADAC GT Masters

Vmax list Race 1

Provisional



Hockenheimring, Length: 4574 m

Air temperature: 22.0°C

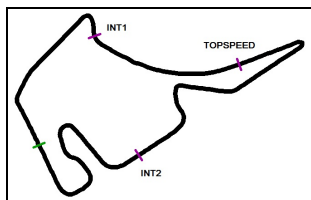
Track temperature: 29.2°C

Weather condition: Dry

DMSB Reg. Nr.: 253/15
Deutscher Motor Sport Bund e.V.

Saturday 3.10.2015 13:15

Nr	Team, Car, Driver, Nat	Top speed
66	Callaway Competition, Corvette Z06.R GT3 Wirth Andreas , DEU Keilwitz Daniel , DEU	269,93 km/h
69	Callaway Competition, Corvette Z06.R GT3 Assenheimer Patrick , DEU Simonsen Andreas , SWE	267,99 km/h
13	RWT-Racing Team, Corvette Z06.R GT3 Lips Remo , CHE Barth Sven , DEU	267,72 km/h
14	Lambda Performance, Ford GT GT3 Verdonck Nico , BEL Kechele Frank , DEU	265,03 km/h
8	Bentley Team HTP, Bentley Continental GT3 Schmid Clemens , AUT Hamprecht Fabian , DEU	263,03 km/h
100	kfzteile24 MS RACING, Audi R8 LMS ultra Dobitsch Daniel , AUT Sandström Edward , SWE	260,93 km/h
23	MRS GT Racing, Nissan GT-R Nismo GT3 Gassner Marc , DEU Strauss Florian , DEU	260,74 km/h
80	BMW Sports Trophy Team Schubert, BMW Z4 GT3 Spengler Bruno , CDN Baumann Dominik , AUT	260,62 km/h
3	C. Abt Racing, Audi R8 LMS ultra Weishaupt Andreas , DEU Jöns Christer , DEU	259,93 km/h
1	C. Abt Racing, Audi R8 LMS ultra Wackerbauer Stefan , DEU van der Linde Kelvin , ZAF	259,80 km/h
2	C. Abt Racing, Audi R8 LMS ultra Pepper Jordan Lee , ZAF Thiim Nicki , DNK	258,93 km/h
24	kfzteile24 MS RACING, Audi R8 LMS ultra Stoll Florian , DEU Basseng Marc , DEU	257,88 km/h
7	Bentley Team HTP, Bentley Continental GT3 Stolz Luca , DEU Dillmann Tom , FRA	257,70 km/h
16	YACO Racing, Audi R8 LMS ultra Frey Rahel , CHE Geipel Philip , DEU	257,63 km/h



ADAC GT Masters

Vmax list Race 1

Provisional



Hockenheimring, Length: 4574 m

Air temperature: 22.0°C

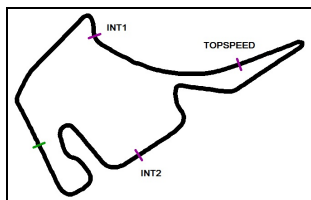
Track temperature: 29.2°C

Weather condition: Dry

DMSB Reg. Nr.: 253/15
Deutscher Motor Sport Bund e.V.

Saturday 3.10.2015 13:15

Nr	Team, Car, Driver, Nat	Top speed
12	Senkyr Motorsport, BMW Z4 GT3 Joos Michael , DEU Marioneck Lennart , DEU	257,14 km/h
36	Schütz Motorsport, Porsche 911 GT3 R Engelhart Christian , DEU Bachler Klaus , AUT	km/h
21	Team Zakspeed, Mercedes-Benz SLS AMG GT3 Asch Sebastian , DEU Ludwig Luca , DEU	km/h
42	HP Racing, Mercedes-Benz SLS AMG GT3 Proczyk Hari , AUT Schneider Bernd , DEU	km/h
19	BMW Sports Trophy Team Schubert, BMW Z4 GT3 Mackschin Niklas , DEU Hürtgen Claudia , DEU	km/h



ADAC GT Masters

Pit stops Race 1

Provisional



Hockenheimring, Length: 4574 m

Air temperature: 21.6°C

Track temperature: 28.9°C

Weather condition: Dry

DMSB Reg. Nr.: 253/15
Deutscher Motor Sport Bund e.V.

Saturday 3.10.2015 13:15

Nr	Driver in	Day time in	Time in	Driver out	Day time out	Time out	Nett Time
42	Hari Proczyk	13:21:27	3:29.125				
36	Christian Engelhart	13:25:22	7:24.310				
13	Remo Lips	13:55:25	37:27.157	Remo Lips	13:55:44	37:46.131	18.974
24	Florian Stoll	13:57:19	39:21.251				
3	Andreas Weishaupt	13:59:04	41:06.197	Christer Jöns	14:00:11	42:13.917	1:07.720
8	Clemens Schmid	14:00:21	42:23.991	Fabian Hamprecht	14:01:27	43:29.142	1:05.151
69	Patrick Assenheimer	14:00:33	42:35.908	Patrick Assenheimer	14:01:39	43:42.002	1:06.094
2	Jordan Lee Pepper	14:00:34	42:36.645	Nicki Thiim	14:01:40	43:42.474	1:05.829
13	Remo Lips	14:00:49	42:51.907	Remo Lips	14:01:57	43:59.769	1:07.862
80	Bruno Spengler	14:02:03	44:05.424	Bruno Spengler	14:03:09	45:11.638	1:06.214
13	Sven Barth	14:03:45	45:47.527	Sven Barth	14:04:31	46:33.227	45.700
14	Nico Verdonck	14:05:24	47:26.669	Frank Kechele	14:06:34	48:36.696	1:10.027
1	Stefan Wackerbauer	14:05:28	47:30.845	Stefan Wackerbauer	14:06:34	48:36.278	1:05.433
100	Daniel Dobitsch	14:05:29	47:31.537		14:06:35	48:38.005	1:06.468
66	Andreas Wirth	14:05:36	47:38.342	Daniel Keilwitz	14:06:42	48:44.421	1:06.079
12	Michael Joos	14:05:56	47:58.396	Lennart Marioneck	14:07:03	49:05.453	1:07.057
16	Rahel Frey	14:07:03	49:05.580	Philip Geipel	14:08:09	50:11.366	1:05.786
23	Marc Gassner	14:07:17	49:19.271	Florian Strauss	14:08:23	50:25.226	1:05.955
69	Andreas Simonsen	14:27:19	1:09:21.908	Andreas Simonsen	14:28:03	1:10:05.698	43.790
13	Sven Barth	14:27:40	1:09:42.748				
16	Philip Geipel	14:32:48	1:14:50.304				
80	Dominik Baumann	14:32:50	1:14:52.386				
66	Daniel Keilwitz	14:32:55	1:14:57.735				
8	Fabian Hamprecht	14:33:06	1:15:08.842				
1	Kelvin van der Linde	14:33:09	1:15:11.499				
14	Frank Kechele	14:33:12	1:15:14.855				
100	Edward Sandström	14:33:31	1:15:33.428				
2	Nicki Thiim	14:33:34	1:15:36.806				
23	Florian Strauss	14:33:36	1:15:38.775				
3	Christer Jöns	14:33:40	1:15:42.677				
12	Lennart Marioneck	14:33:43	1:15:45.926				
69	Andreas Simonsen	14:33:46	1:15:48.666				