



# ADAC GT Masters

## Results Race 2

Provisional



Hockenheimring, Length: 4574 m

Air temperature: 15.1°C

Track temperature: 15.2°C

Weather condition: Wet

**DMSB** Reg. Nr.: 253/15  
Deutscher Motor Sport Bund e.V.

Sunday 4.10.2015 13:08

started : 18      classified : 14      not classified : 4

Drivers	Team	Car	Laps	Total Time	Gap	Kph	Lap	Time	Kph
1 2 J.Pepper/N.Thiim	C. Abt Racing	Audi R8 LMS ultra	28	<b>1:01:23.641</b>		125,2	27	1:54.837	143,4
2 14 N.Verdonck/F.Kechele	Lambda Performance	Ford GT GT3	28	<b>1:01:25.330</b>	1.689	125,1	27	1:55.052	143,1
3 80 B.Spengler/D.Baumann	BMW Sports Trophy Team Schubert	BMW Z4 GT3	28	<b>1:01:25.632</b>	1.991	125,1	27	1:54.870	143,3
4 100 D.Dobitsch/E.Sandström	kfzteile24 MS RACING	Audi R8 LMS ultra	28	<b>1:01:26.735</b>	3.094	125,1	27	1:55.054	143,1
5 21 S.Asch/L.Ludwig	Team Zakspeed	Mercedes-Benz SLS AMG GT3	28	<b>1:01:28.740</b>	5.099	125,0	28	1:54.976	143,2
6 16 R.Frey/P.Geipel	YACO Racing	Audi R8 LMS ultra	28	<b>1:01:29.723</b>	6.082	125,0	27	1:54.722	143,5
7 1 S.Wackerbauer/K.van der Linde	C. Abt Racing	Audi R8 LMS ultra	28	<b>1:01:30.607</b>	6.966	124,9	28	1:54.593	143,7
8 24 F.Stoll/M.Basseng	kfzteile24 MS RACING	Audi R8 LMS ultra	28	<b>1:01:32.019</b>	8.378	124,9	27	1:54.522	143,8
9 66 A.Wirth/D.Keilwitz	Callaway Competition	Corvette Z06.R GT3	28	<b>1:01:41.734</b>	18.093	124,6	27	1:56.365	141,5
10 13 R.Lips(*G*)/S.Barth	RWT-Racing Team	Corvette Z06.R GT3	28	<b>1:02:03.032</b>	39.391	123,8	11	1:58.104	139,4
11 7 L.Stolz/T.Dillmann	Bentley Team HTP	Bentley Continental GT3	28	<b>1:02:12.840</b>	49.199	123,5	27	1:55.891	142,1
12 3 A.Weishaupt(*G*)/C.Jöns	C. Abt Racing	Audi R8 LMS ultra	28	<b>1:03:39.964</b>	2:16.323	120,7	27	1:56.405	141,5
13 42 H.Proczyk/B.Schneider	HP Racing	Mercedes-Benz SLS AMG GT3	26	<b>57:48.144</b>	2LAPS	123,4	25	1:56.341	141,5
<b>not classified</b>									
12 M.Joos(*G*)/L.Marionek	Senkyr Motorsport	BMW Z4 GT3	18	<b>41:40.558</b>	10LAPS	118,5	14	1:57.995	139,6
69 P.Assenheimer/A.Simonsen	Callaway Competition	Corvette Z06.R GT3	5	<b>12:36.241</b>	23LAPS	108,9	5	2:28.388	111,0
36 C.Engelhart/K.Bachler	Schütz Motorsport	Porsche 911 GT3 R	2	<b>4:47.253</b>	26LAPS				
8 C.Schmid/F.Hamprecht	Bentley Team HTP	Bentley Continental GT3	1	<b>2:25.558</b>	27LAPS				
<b>23 M.Gassner(*G*)/F.Strauss</b>	<b>MRS GT Racing</b>	<b>Nissan GT-R Nismo GT3</b>							

*Fastest lap of the race. Car 24 driver Stoll on lap 27. Time 1:54.522, average speed 143,8 km/h.*

Following race director decision no. 63 drive trough penalty in exchange a time penalty of 30 seconds for car no. 7

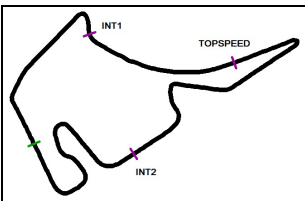
(\*G\*) marks the gentlemen driver

**Subject to final scrutineering!**

Publications Time:

Clerk of the course:

Time Keeping:



# ADAC GT Masters

## Lap chart Race 2

Provisional



Hockenheimring, Length: 4574 m

Sunday 4.10.2015 13:08

POS	1	2	3	4	5	6	7	8	9	10	11	12	13	14	15	16	17	18	19
LAP 1	66	2	14	100	21	80	13	16	69	36	24	7	12	3	42	1		.8	
LAP 2	66	2	14	100	21	80	13	16	69	24	7	.36	12	3	42	1			
LAP 3	66	2	14	100	21	80	13	16	69	24	7	12	3	42	1				
LAP 4	66	2	14	100	21	80	13	16	69	24	7	3	42	1	12				
LAP 5	66	2	14	100	21	80	13	16	69	24	7	3	42	1	12				
LAP 6	2	66	14	100	80	21	16	13	42	3	7	12	24	1					
LAP 7	2	66	14	100	80	21	16	13	42	3	7	12	24	1					
LAP 8	2	66	14	100	80	21	13	16	42	3	7	12	24	1					
LAP 9	2	66	14	100	80	21	13	16	42	3	7	12	24	1					
LAP 10	2	66	14	100	80	13	16	21	42	3	24	7	1	12					
LAP 11	2	66	14	100	80	13	21	16	42	3	24	1	12	.7					
LAP 12	2	66	14	80	100	13	21	42	16	3	24	1	12	7					
LAP 13	2	66	14	80	100	21	13	42	16	3	24	1	12	7					
LAP 14	2	66	80	100	21	.14	42	16	1	.13	.3	.24	12	7					
LAP 15	.2	.66	.80	.100	.21	.42	.16	.1	.12	14	13	24	3	7					
LAP 16	2	66	14	80	100	21	16	1	13	24	3	12	7	42					
LAP 17	2	14	66	80	100	21	16	1	24	13	3	12	7	42					
LAP 18	2	14	66	80	100	21	16	1	24	13	3	7	12	42					
LAP 19	2	14	80	100	21	16	1	66	24	13	3	7	42						
LAP 20	2	14	80	100	21	16	1	66	24	3	13	7	42						
LAP 21	2	14	80	100	21	16	1	66	24	3	13	7	42						
LAP 22	2	14	80	100	21	16	1	24	66	3	7	42	13						
LAP 23	2	14	80	100	21	16	1	24	66	3	42	7	13						
LAP 24	2	14	80	100	21	16	1	24	66	3	42	7	13						
LAP 25	2	14	80	100	21	16	1	24	66	3	42	7	13						
LAP 26	2	14	80	100	21	16	1	24	66	3	42	7	13						
LAP 27	2	14	80	100	21	16	1	24	66	3	7	13							
LAP 28	2	14	80	100	21	16	1	24	66	7	13	3							

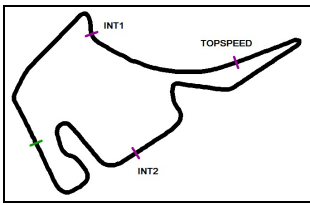
. - PIT STOP ' - LAP BEHIND











# ADAC GT Masters

## Lap analysis Race 2

Provisional



Hockenheimring, Length: 4574 m

Air temperature: 15.1°C

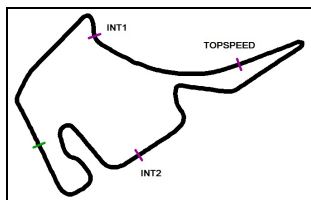
Track temperature: 15.2°C

Weather condition: Wet

**DMSB** Reg. Nr.: 253/15  
Deutscher Motor-Sport Bund e.V.

Sunday 4.10.2015 13:08

Lap	Time	SE1	SP1	SE2	SP2	SE3	SP3	TSP	Lap	Time	SE1	SP1	SE2	SP2	SE3	SP3	TSP
10	1:59.423	27.119	137	52.780	179	39.524	194	249	25	1:55.312	25.489	145	51.929	177	37.894	193	248
11	1:59.417	26.342	140	52.681	180	40.394	188	249	26	1:55.316	25.685	145	51.816	178	37.815	193	247
12	1:58.166	26.908	138	52.798	179	38.460	195	249	<b>27</b>	<b>1:55.054</b>	25.818	<b>145</b>	<b>51.471</b>	<b>181</b>	<b>37.765</b>	193	249
13	1:56.785	26.201	141	52.473	179	38.111	<b>196</b>	249	28	1:55.352	<b>25.391</b>	142	51.866	178	38.095	194	<b>251</b>
14	1:57.038	26.216	144	52.357	180	38.465	195	250									
15	2:01.210	26.418	144	52.344	181	42.448		249									



# ADAC GT Masters

## Vmax list Race 2

Provisional



Hockenheimring, Length: 4574 m

Air temperature: 15.1°C

Track temperature: 15.2°C

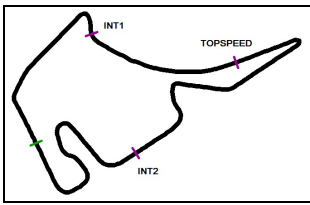
Weather condition: Wet

**DMSB** Reg. Nr.: 253/15  
Deutscher Motor Sport Bund e.V.

Sunday 4.10.2015 13:08

Nr	Team, Car, Driver, Nat	Top speed
66	<b>Callaway Competition, Corvette Z06.R GT3</b> Wirth Andreas , DEU Keilwitz Daniel , DEU	262,65 km/h
13	<b>RWT-Racing Team, Corvette Z06.R GT3</b> Lips Remo , CHE Barth Sven , DEU	260,30 km/h
42	<b>HP Racing, Mercedes-Benz SLS AMG GT3</b> Proczyk Hari , AUT Schneider Bernd , DEU	258,62 km/h
21	<b>Team Zakspeed, Mercedes-Benz SLS AMG GT3</b> Asch Sebastian , DEU Ludwig Luca , DEU	258,31 km/h
14	<b>Lambda Performance, Ford GT GT3</b> Verdonck Nico , BEL Kechele Frank , DEU	256,65 km/h
7	<b>Bentley Team HTP, Bentley Continental GT3</b> Stolz Luca , DEU Dillmann Tom , FRA	256,65 km/h
24	<b>kfzteile24 MS RACING, Audi R8 LMS ultra</b> Stoll Florian , DEU Basseng Marc , DEU	254,36 km/h
80	<b>BMW Sports Trophy Team Schubert, BMW Z4 GT3</b> Spengler Bruno , CDN Baumann Dominik , AUT	254,06 km/h
16	<b>YACO Racing, Audi R8 LMS ultra</b> Frey Rahel , CHE Geipel Philip , DEU	253,70 km/h
3	<b>C. Abt Racing, Audi R8 LMS ultra</b> Weishaupt Andreas , DEU Jöns Christer , DEU	252,75 km/h
1	<b>C. Abt Racing, Audi R8 LMS ultra</b> Wackerbauer Stefan , DEU van der Linde Kelvin , ZAF	251,81 km/h
100	<b>kfzteile24 MS RACING, Audi R8 LMS ultra</b> Dobitsch Daniel , AUT Sandström Edward , SWE	250,52 km/h
12	<b>Senkyr Motorsport, BMW Z4 GT3</b> Joos Michael , DEU Marioneck Lennart , DEU	247,93 km/h
2	<b>C. Abt Racing, Audi R8 LMS ultra</b> Pepper Jordan Lee , ZAF Thiim Nicki , DNK	246,97 km/h





# ADAC GT Masters

## Vmax list Race 2

Provisional



Hockenheimring, Length: 4574 m

Air temperature: 15.1°C

Track temperature: 15.2°C

Weather condition: Wet

**DMSB** Reg. Nr.: 253/15  
Deutscher Motor Sport Bund e.V.

Sunday 4.10.2015 13:08

Nr	Team, Car, Driver, Nat	Top speed
69	<b>Callaway Competition, Corvette Z06.R GT3</b> Assenheimer Patrick , DEU Simonsen Andreas , SWE	246,97 km/h
36	<b>Schütz Motorsport, Porsche 911 GT3 R</b> Engelhart Christian , DEU Bachler Klaus , AUT	244,45 km/h
8	<b>Bentley Team HTP, Bentley Continental GT3</b> Schmid Clemens , AUT Hamprecht Fabian , DEU	222,04 km/h
23	<b>MRS GT Racing, Nissan GT-R Nismo GT3</b> Gassner Marc , DEU Strauss Florian , DEU	km/h



# ADAC GT Masters

## Pit stops Race 2

Provisional



Hockenheimring, Length: 4574 m

Air temperature: 15.4°C

Track temperature: 15.2°C

Weather condition: Wet

**DMSB** Reg. Nr.: 253/15  
Deutscher Motor Sport Bund e.V.

Sunday 4.10.2015 13:08

Nr	Driver in	Day time in	Time in	Driver out	Day time out	Time out	Nett Time
8	Fabian Hamprecht	13:10:24	2:21.975	Fabian Hamprecht	13:11:49	3:47.833	1:25.858
36	Klaus Bachler	13:12:45	4:43.690				
7	Tom Dillmann	13:34:44	26:42.193	Tom Dillmann	13:35:50	27:48.361	1:06.168
14	Frank Kechele	13:40:28	32:25.956	Nico Verdonck	13:41:33	33:31.706	1:05.750
13	Sven Barth	13:40:32	32:30.372	Remo Lips	13:41:38	33:36.168	1:05.796
3	Christer Jöns	13:40:34	32:32.772	Andreas Weishaupt	13:41:43	33:41.033	1:08.261
24	Marc Basseng	13:40:35	32:33.353	Marc Basseng	13:41:42	33:40.458	1:07.105
2	Nicki Thiim	13:42:09	34:07.227	Jordan Lee Pepper	13:43:15	35:13.076	1:05.849
66	Daniel Keilwitz	13:42:21	34:19.147	Daniel Keilwitz	13:43:27	35:25.438	1:06.291
80	Dominik Baumann	13:42:24	34:22.725	Dominik Baumann	13:43:31	35:29.387	1:06.662
100	Edward Sandström	13:42:25	34:23.691	Edward Sandström	13:43:32	35:30.003	1:06.312
21	Luca Ludwig	13:42:26	34:24.812	Luca Ludwig	13:43:34	35:31.955	1:07.143
42	Bernd Schneider	13:42:29	34:27.327	Hari Proczyk	13:43:52	35:50.575	1:23.248
16	Philip Geipel	13:42:30	34:28.354	Rahel Frey	13:43:36	35:34.405	1:06.051
1	Kelvin van der Linde	13:42:31	34:29.331	Stefan Wackerbauer	13:43:37	35:35.774	1:06.443
12	Lennart Marioneck	13:42:38	34:36.076	Michael Joos	13:43:44	35:42.339	1:06.263
2	Jordan Lee Pepper	14:11:56	1:03:54.082				
14	Nico Verdonck	14:12:00	1:03:58.107				
80	Bruno Spengler	14:12:02	1:04:00.099				
100	Daniel Dobitsch	14:12:05	1:04:03.164				
21	Sebastian Asch	14:12:08	1:04:05.992				
16	Rahel Frey	14:12:10	1:04:08.235				
1	Stefan Wackerbauer	14:12:12	1:04:10.691				
24	Florian Stoll	14:12:15	1:04:13.122				
66	Andreas Wirth	14:12:17	1:04:15.223				
13	Remo Lips	14:12:19	1:04:17.364				
7	Luca Stolz	14:12:24	1:04:22.837				