



ADAC GT Masters

Result List Qualifying 1



Provisional

DMSB Reg. Nr.: 253/15
Deutscher Motor Sport Bund e.V.

Hockenheimring, Length: 4574 m

Air temperature: 23.2°C

Track temperature: 23.2°C

Weather condition: Dry

Friday 2.10.2015 16:35

started : 19 classified : 19 not classified : 0

| | Drivers | Team | Car | Lap | Best Time | Gap | Diff | Kph | Day Time |
|----|---------------------------------|---------------------------------|---------------------------|-----|-----------|-------|-------|-------|----------|
| 1 | 7 L.Stolz/T.Dillmann | Bentley Team HTP | Bentley Continental GT3 | 5 | 1:39.598 | | | 165,3 | 16:57:33 |
| 2 | 36 C.Engelhart/K.Bachler | Schütz Motorsport | Porsche 911 GT3 R | 4 | 1:39.685 | 0.087 | 0.087 | 165,2 | 16:52:44 |
| 3 | 21 S.Asch/L.Ludwig | Team Zakspeed | Mercedes-Benz SLS AMG GT3 | 6 | 1:39.696 | 0.098 | 0.011 | 165,2 | 16:53:27 |
| 4 | 16 R.Frey/P.Geipel | YACO Racing | Audi R8 LMS ultra | 8 | 1:39.825 | 0.227 | 0.129 | 165,0 | 16:58:00 |
| 5 | 80 B.Spengler/D.Baumann | BMW Sports Trophy Team Schubert | BMW Z4 GT3 | 4 | 1:39.846 | 0.248 | 0.021 | 164,9 | 16:53:38 |
| 6 | 14 N.Verdonck/F.Kechele | Lambda Performance | Ford GT GT3 | 4 | 1:39.922 | 0.324 | 0.076 | 164,8 | 16:49:05 |
| 7 | 8 C.Schmid/F.Hamprecht | Bentley Team HTP | Bentley Continental GT3 | 3 | 1:39.954 | 0.356 | 0.032 | 164,7 | 16:55:34 |
| 8 | 23 M.Gassner(*G*)/F.Strauss | MRS GT Racing | Nissan GT-R Nismo GT3 | 7 | 1:40.022 | 0.424 | 0.068 | 164,6 | 16:55:23 |
| 9 | 100 D.Dobitsch/E.Sandström | kfzteile24 MS RACING | Audi R8 LMS ultra | 4 | 1:40.037 | 0.439 | 0.015 | 164,6 | 16:52:39 |
| 10 | 1 S.Wackerbauer/K.van der Linde | C. Abt Racing | Audi R8 LMS ultra | 5 | 1:40.075 | 0.477 | 0.038 | 164,5 | 16:53:55 |
| 11 | 66 A.Wirth/D.Keilwitz | Callaway Competition | Corvette Z06.R GT3 | 8 | 1:40.223 | 0.625 | 0.148 | 164,3 | 16:58:27 |
| 12 | 42 H.Proczyk/B.Schneider | HP Racing | Mercedes-Benz SLS AMG GT3 | 8 | 1:40.348 | 0.750 | 0.125 | 164,1 | 16:56:56 |
| 13 | 19 N.Mackschin(*G*)/C.Hürtgen | BMW Sports Trophy Team Schubert | BMW Z4 GT3 | 5 | 1:40.440 | 0.842 | 0.092 | 163,9 | 16:49:14 |
| 14 | 24 F.Stoll/M.Basseng | kfzteile24 MS RACING | Audi R8 LMS ultra | 8 | 1:40.523 | 0.925 | 0.083 | 163,8 | 17:01:35 |
| 15 | 13 R.Lips(*G*)/S.Barth | RWT-Racing Team | Corvette Z06.R GT3 | 7 | 1:40.730 | 1.132 | 0.207 | 163,5 | 16:55:07 |
| 16 | 69 P.Assenheimer/A.Simonsen | Callaway Competition | Corvette Z06.R GT3 | 6 | 1:40.952 | 1.354 | 0.222 | 163,1 | 16:53:20 |
| 17 | 2 J.Pepper/N.Thiim | C. Abt Racing | Audi R8 LMS ultra | 6 | 1:40.987 | 1.389 | 0.035 | 163,1 | 16:53:50 |
| 18 | 3 A.Weishaupt(*G*)/C.Jöns | C. Abt Racing | Audi R8 LMS ultra | 5 | 1:41.644 | 2.046 | 0.657 | 162,0 | 16:51:10 |
| 19 | 12 M.Joos(*G*)/L.Marionek | Senkry Motorsport | BMW Z4 GT3 | 6 | 1:41.944 | 2.346 | 0.300 | 161,5 | 16:51:08 |

Following race director decision cancellation of the relevant lap time, track limits no. 8

(*G*) marks the gentlemen driver

Subject to final scrutineering!

Publications Time:

Clerk of the course:

Time Keeping:



ADAC GT Masters

Lap analysis Qualifying 1

Provisional



Hockenheimring, Length: 4574 m

Air temperature: 23.2°C

Track temperature: 23.2°C

Weather condition: Dry

DMSB Reg. Nr.: 253/15
Deutscher Motor Sport Bund e.V.

Friday 2.10.2015 16:35

| Lap | Time | SE1 | SP1 | SE2 | SP2 | SE3 | SP3 | TSP | Lap | Time | SE1 | SP1 | SE2 | SP2 | SE3 | SP3 | TSP |
|----------|--|---------------|-----|--------|------------|--------|------------|-----|---------------------------------------|-----------------|--------|------------|---------------|-----|---------------|-----|------------|
| 1 | Stefan Wackerbauer, DEU/ Kelvin van der Linde, ZAF | | | | | | | | theoretical besttime: 1:39.830 | | | | | | | | |
| 1 | 12:11.844 | 10:36.289 | 124 | 58.449 | 140 | 37.106 | 198 | 216 | 5 | 1:40.075 | 22.097 | 157 | 46.057 | 195 | 31.921 | 204 | 257 |
| 2 | 1:43.257 | 23.155 | 150 | 47.423 | 190 | 32.679 | 202 | 243 | 6 | 1:44.477 | 22.180 | 160 | 45.972 | 195 | 36.325 | 202 | 258 |
| 3 | 1:40.372 | 22.230 | 159 | 46.047 | 195 | 32.095 | 203 | 255 | 7 | 1:40.221 | 22.263 | 159 | 46.175 | 194 | 31.783 | 202 | 256 |
| 4 | 1:40.274 | 22.075 | 160 | 46.245 | 195 | 31.954 | 204 | 257 | 8 | 1:46.345 | 22.301 | 159 | 47.018 | 194 | 37.026 | | 255 |

| | | | | | | | | | | | | | | | | | |
|----------|--|---------------|------------|--------|-----|---------------|-----|-----|---------------------------------------|-----------------|--------|-----|---------------|------------|--------|------------|------------|
| 2 | Jordan Lee Pepper, ZAF/ Nicki Thiim, DNK | | | | | | | | theoretical besttime: 1:40.802 | | | | | | | | |
| 1 | 10:19.410 | 8:49.988 | 133 | 53.972 | 180 | 35.450 | 197 | 223 | 6 | 1:40.987 | 22.379 | 160 | 46.345 | 193 | 32.263 | 197 | 254 |
| 2 | 1:46.109 | 23.355 | 160 | 49.324 | 188 | 33.430 | 201 | 249 | 7 | 1:43.375 | 23.463 | 158 | 47.081 | 190 | 32.831 | 202 | 253 |
| 3 | 1:41.335 | 22.611 | 158 | 46.588 | 192 | 32.136 | 200 | 251 | 8 | 1:43.550 | 22.338 | 155 | 47.939 | 191 | 33.273 | 201 | 253 |
| 4 | 1:41.203 | 22.321 | 160 | 46.591 | 193 | 32.291 | 200 | 253 | 9 | 1:41.320 | 22.409 | 159 | 46.602 | 193 | 32.309 | 201 | 253 |
| 5 | 1:41.274 | 22.522 | 157 | 46.547 | 193 | 32.205 | 201 | 253 | 10 | 1:52.825 | 22.436 | 159 | 47.887 | 184 | 42.502 | | 253 |

| | | | | | | | | | | | | | | | | | |
|----------|--|----------|------------|--------|-----|--------|------------|-----|---------------------------------------|-----------------|---------------|-----|---------------|------------|---------------|-----|------------|
| 3 | Andreas Weishaupt, DEU/ Christer Jöns, DEU | | | | | | | | theoretical besttime: 1:41.294 | | | | | | | | |
| 1 | 9:16.734 | 7:41.381 | 129 | 59.003 | 178 | 36.350 | 199 | 183 | 5 | 1:41.644 | 22.737 | 159 | 46.370 | 194 | 32.537 | 202 | 254 |
| 2 | 1:47.726 | 25.228 | 154 | 49.202 | 188 | 33.296 | 202 | 234 | 6 | 1:41.705 | 22.387 | 159 | 46.610 | 194 | 32.708 | 200 | 259 |
| 3 | 1:42.301 | 22.868 | 159 | 46.646 | 188 | 32.787 | 199 | 254 | 7 | 1:41.956 | 22.758 | 159 | 46.623 | 191 | 32.575 | 201 | 255 |
| 4 | 1:41.778 | 22.661 | 162 | 46.502 | 193 | 32.615 | 200 | 254 | 8 | 1:53.601 | 22.787 | 158 | 46.578 | 193 | 44.236 | | 253 |

| | | | | | | | | | | | | | | | | | |
|----------|------------------------------------|-----------|-----|--------|-----|--------|------------|-----|---------------------------------------|-----------------|---------------|------------|---------------|------------|---------------|-----|------------|
| 7 | Luca Stolz, DEU/ Tom Dillmann, FRA | | | | | | | | theoretical besttime: 1:39.598 | | | | | | | | |
| 1 | 15:48.961 | 14:20.319 | 127 | 51.953 | 170 | 36.689 | 203 | 211 | 4 | 1:40.047 | 22.249 | 163 | 46.003 | 196 | 31.795 | 204 | 260 |
| 2 | 1:43.759 | 23.110 | 157 | 47.129 | 191 | 33.520 | 203 | 259 | 5 | 1:39.598 | 22.115 | 163 | 45.876 | 196 | 31.607 | 205 | 260 |
| 3 | 1:40.679 | 22.431 | 161 | 46.303 | 193 | 31.945 | 205 | 260 | 6 | 1:59.790 | 22.216 | 161 | 50.941 | 170 | 46.633 | | 259 |

| | | | | | | | | | | | | | | | | | |
|----------|--|-----------|------------|---------------|-----|---------------|------------|-----|---------------------------------------|----------|---------------|-----|--------|------------|--------|-----|------------|
| 8 | Clemens Schmid, AUT/ Fabian Hamprecht, DEU | | | | | | | | theoretical besttime: 1:39.896 | | | | | | | | |
| 1 | 15:25.550 | 13:56.541 | 136 | 51.995 | 158 | 37.014 | 202 | 208 | 4 | 1:40.230 | 22.110 | 160 | 46.249 | 195 | 31.871 | 204 | 260 |
| 2 | 1:47.909 | 24.579 | 148 | 49.587 | 178 | 33.743 | 205 | 230 | 5 | 1:42.387 | 22.424 | 162 | 47.425 | 192 | 32.538 | 205 | 257 |
| | 1:41.169 | 22.909 | 160 | 46.233 | 195 | 32.027 | 205 | 259 | 6 | 1:48.747 | 22.305 | 162 | 46.268 | 194 | 40.174 | | 256 |
| 3 | 1:39.954 | 22.168 | 162 | 46.065 | 195 | 31.721 | 206 | 259 | | | | | | | | | |

| | | | | | | | | | | | | | | | | | |
|-----------|---|----------|------------|--------|-----|--------|------------|-----|---------------------------------------|-----------------|---------------|-----|---------------|------------|---------------|-----|------------|
| 12 | Michael Joos, DEU/ Lennart Marioneck, DEU | | | | | | | | theoretical besttime: 1:41.930 | | | | | | | | |
| 1 | 7:33.391 | 6:05.025 | 124 | 54.234 | 171 | 34.132 | 196 | 209 | 5 | 1:42.171 | 22.527 | 156 | 47.275 | 191 | 32.369 | 197 | 248 |
| 2 | 1:45.816 | 23.107 | 153 | 49.492 | 177 | 33.217 | 195 | 246 | 6 | 1:41.944 | 22.482 | 156 | 47.085 | 189 | 32.377 | 196 | 248 |
| 3 | 1:42.883 | 22.998 | 159 | 47.378 | 190 | 32.507 | 198 | 247 | 7 | 1:48.685 | 22.476 | 156 | 47.296 | 191 | 38.913 | | 249 |
| 4 | 1:42.533 | 22.578 | 154 | 47.472 | 190 | 32.483 | 197 | 244 | | | | | | | | | |

| | | | | | | | | | | | | | | | | | |
|-----------|---------------------------------|----------|-----|--------|-----|--------|------------|-----|---------------------------------------|-----------------|---------------|------------|---------------|------------|---------------|-----|------------|
| 13 | Remo Lips, CHE/ Sven Barth, DEU | | | | | | | | theoretical besttime: 1:40.698 | | | | | | | | |
| 1 | 9:35.591 | 8:00.200 | 135 | 57.628 | 142 | 37.763 | 201 | 202 | 6 | 1:40.903 | 22.374 | 162 | 46.090 | 196 | 32.439 | 204 | 264 |
| 2 | 1:57.308 | 24.295 | 150 | 55.542 | 159 | 37.471 | 204 | 225 | 7 | 1:40.730 | 22.374 | 162 | 46.111 | 196 | 32.245 | 204 | 264 |
| 3 | 1:48.606 | 24.137 | 161 | 50.599 | 190 | 33.870 | 203 | 261 | 8 | 1:40.969 | 22.416 | 161 | 46.141 | 196 | 32.412 | 200 | 265 |
| 4 | 1:42.821 | 22.635 | 161 | 47.390 | 195 | 32.796 | 203 | 262 | 9 | 1:41.156 | 22.493 | 162 | 46.191 | 195 | 32.472 | 204 | 263 |
| 5 | 1:41.412 | 22.620 | 162 | 46.253 | 196 | 32.539 | 205 | 263 | 10 | 1:49.611 | 22.363 | 161 | 46.527 | 195 | 40.721 | | 260 |

| | | | | | | | | | | | | | | | | | |
|-----------|--|----------|------------|--------|-----|--------|------------|-----|---------------------------------------|-----------------|---------------|-----|---------------|------------|---------------|-----|------------|
| 14 | Nico Verdonck, BEL/ Frank Kechele, DEU | | | | | | | | theoretical besttime: 1:39.775 | | | | | | | | |
| 1 | 8:59.271 | 7:28.448 | 129 | 56.015 | 175 | 34.808 | 200 | 209 | 4 | 1:39.922 | 22.250 | 161 | 45.825 | 198 | 31.847 | 206 | 260 |
| 2 | 1:46.161 | 22.871 | 162 | 47.585 | 146 | 35.705 | 203 | 259 | 5 | 1:40.125 | 22.103 | 163 | 45.900 | 198 | 32.122 | 205 | 261 |
| 3 | 1:40.409 | 22.319 | 165 | 46.132 | 198 | 31.958 | 206 | 261 | 6 | 1:47.419 | 22.334 | 164 | 46.895 | 195 | 38.190 | | 262 |

| | | | | | | | | | | | | | | | | | |
|-----------|-------------------------------------|---------------|-----|---------------|------------|--------|-----|------------|---------------------------------------|-----------------|--------|------------|--------|-----|---------------|------------|-----|
| 16 | Rahel Frey, CHE/ Philip Geipel, DEU | | | | | | | | theoretical besttime: 1:39.772 | | | | | | | | |
| 1 | 10:39.175 | 9:10.340 | 128 | 53.547 | 183 | 35.288 | 198 | 194 | 6 | 2:03.343 | 32.359 | 129 | 57.984 | 187 | 33.000 | 203 | 141 |
| 2 | 1:42.070 | 22.988 | 162 | 46.921 | 192 | 32.161 | 204 | 250 | 7 | 1:40.223 | 22.188 | 162 | 46.126 | 194 | 31.909 | 205 | 255 |
| 3 | 1:50.263 | 25.282 | 137 | 52.946 | 194 | 32.035 | 204 | 198 | 8 | 1:39.825 | 22.018 | 163 | 46.034 | 196 | 31.773 | 202 | 254 |
| 4 | 1:40.089 | 22.028 | 162 | 46.107 | 196 | 31.954 | 203 | 255 | 9 | 1:49.883 | 22.615 | 156 | 48.520 | 190 | 38.748 | | 231 |
| 5 | 1:45.704 | 22.006 | 163 | 45.993 | 195 | 37.705 | 203 | 257 | | | | | | | | | |



ADAC GT Masters

Lap analysis Qualifying 1

Provisional



Hockenheimring, Length: 4574 m

Air temperature: 23.2°C

Track temperature: 23.2°C

Weather condition: Dry

DMSB Reg. Nr.: 253/15
Deutscher Motor Sport Bund e.V.

Friday 2.10.2015 16:35

| Lap | Time | SE1 | SP1 | SE2 | SP2 | SE3 | SP3 | TSP | Lap | Time | SE1 | SP1 | SE2 | SP2 | SE3 | SP3 | TSP |
|-----------|---|----------|-----|--------|-----|---------------|-----|-----|---------------------------------------|----------|---------------|------------|---------------|------------|--------|------------|-----|
| 19 | Niklas Mackschin, DEU/ Claudia Hürtgen, DEU | | | | | | | | theoretical besttime: 1:40.351 | | | | | | | | |
| 1 | 7:28.045 | 6:00.561 | 118 | 53.173 | 184 | 34.311 | 198 | 234 | 6 | 1:45.846 | 22.697 | 160 | 46.265 | 197 | 36.884 | 256 | |
| 2 | 1:43.531 | 23.224 | 158 | 47.743 | 192 | 32.564 | 202 | 254 | 7 | 5:24.745 | 4:01.496 | 138 | 50.734 | 193 | 32.515 | 204 | 239 |
| 3 | 1:41.266 | 22.340 | 156 | 46.694 | 193 | 32.232 | 202 | 254 | 8 | 1:40.809 | 22.179 | 160 | 46.238 | 196 | 32.392 | 182 | 255 |
| 4 | 1:40.643 | 22.341 | 160 | 46.354 | 197 | 31.948 | 203 | 253 | 9 | 1:57.096 | 25.708 | 139 | 51.667 | 144 | 39.721 | | 244 |
| 5 | 1:40.440 | 22.222 | 159 | 46.284 | 195 | 31.934 | 201 | 254 | | | | | | | | | |

| | | | | | | | | | | | | | | | | | |
|-----------|---------------------------------------|----------|------------|----------|-----|---------------|------------|-----|---------------------------------------|-----------------|---------------|-----|---------------|------------|--------|-----|------------|
| 21 | Sebastian Asch, DEU/ Luca Ludwig, DEU | | | | | | | | theoretical besttime: 1:39.635 | | | | | | | | |
| 1 | 9:42.536 | 7:52.637 | 104 | 1:04.503 | 122 | 45.396 | 191 | 142 | 6 | 1:39.696 | 22.188 | 162 | 45.637 | 196 | 31.871 | 206 | 264 |
| 2 | 2:00.272 | 27.148 | 147 | 53.481 | 146 | 39.643 | 202 | 182 | 7 | 1:41.773 | 22.206 | 161 | 45.973 | 195 | 33.594 | 203 | 264 |
| 3 | 1:44.621 | 22.702 | 160 | 49.118 | 192 | 32.801 | 205 | 260 | 8 | 1:42.456 | 22.224 | 161 | 46.052 | 195 | 34.180 | 206 | 265 |
| 4 | 1:40.499 | 22.260 | 163 | 46.238 | 195 | 32.001 | 205 | 262 | 9 | 1:47.146 | 22.371 | 159 | 45.946 | 195 | 38.829 | | 262 |
| 5 | 1:40.137 | 22.354 | 162 | 45.973 | 195 | 31.810 | 207 | 263 | | | | | | | | | |

| | | | | | | | | | | | | | | | | | |
|-----------|---|---------------|-----|--------|-----|--------|-----|------------|---------------------------------------|-----------------|--------|------------|---------------|------------|---------------|------------|-----|
| 23 | Marc Gassner, DEU/ Florian Strauss, DEU | | | | | | | | theoretical besttime: 1:39.944 | | | | | | | | |
| 1 | 9:49.645 | 8:12.171 | 124 | 55.657 | 169 | 41.817 | 197 | 231 | 7 | 1:40.022 | 22.205 | 163 | 45.827 | 198 | 31.990 | 206 | 260 |
| 2 | 2:00.357 | 25.503 | 150 | 54.759 | 157 | 40.095 | 203 | 199 | 8 | 1:43.141 | 22.491 | 155 | 47.646 | 194 | 33.004 | 204 | 256 |
| 3 | 1:49.950 | 23.107 | 159 | 49.006 | 165 | 37.837 | 204 | 254 | 9 | 1:40.268 | 22.281 | 162 | 46.053 | 197 | 31.934 | 206 | 257 |
| 4 | 1:42.260 | 22.506 | 160 | 46.385 | 195 | 33.369 | 205 | 258 | 10 | 1:40.439 | 22.329 | 162 | 46.025 | 196 | 32.085 | 205 | 257 |
| 5 | 1:40.408 | 22.183 | 162 | 46.194 | 195 | 32.031 | 206 | 259 | 11 | 1:55.807 | 24.310 | 145 | 50.636 | 181 | 40.861 | | 246 |
| 6 | 1:40.566 | 22.366 | 161 | 45.923 | 196 | 32.277 | 204 | 260 | | | | | | | | | |

| | | | | | | | | | | | | | | | | | |
|-----------|---------------------------------------|-----------|-----|--------|-----|--------|------------|------------|---------------------------------------|-----------------|---------------|------------|---------------|------------|---------------|-----|-----|
| 24 | Florian Stoll, DEU/ Marc Basseng, DEU | | | | | | | | theoretical besttime: 1:40.407 | | | | | | | | |
| 1 | 14:45.236 | 13:18.555 | 126 | 52.445 | 183 | 34.236 | 200 | 227 | 6 | 1:40.731 | 22.106 | 161 | 46.428 | 195 | 32.197 | 201 | 253 |
| 2 | 1:43.023 | 23.110 | 160 | 47.138 | 193 | 32.775 | 203 | 254 | 7 | 1:40.889 | 22.409 | 162 | 46.342 | 194 | 32.138 | 204 | 253 |
| 3 | 1:42.152 | 22.375 | 161 | 47.192 | 193 | 32.585 | 196 | 252 | 8 | 1:40.523 | 22.222 | 163 | 46.222 | 195 | 32.079 | 202 | 251 |
| 4 | 1:41.507 | 22.510 | 162 | 46.652 | 193 | 32.345 | 204 | 253 | 9 | 2:13.144 | 26.021 | 129 | 59.705 | 154 | 47.418 | | 176 |
| 5 | 1:41.051 | 22.429 | 161 | 46.455 | 194 | 32.167 | 204 | 253 | | | | | | | | | |

| | | | | | | | | | | | | | | | | | |
|-----------|--|-----------|------------|--------|-----|---------------|------------|-----|---------------------------------------|-----------------|---------------|-----|---------------|------------|--------|-----|------------|
| 36 | Christian Engelhart, DEU/ Klaus Bachler, AUT | | | | | | | | theoretical besttime: 1:39.603 | | | | | | | | |
| 1 | 12:41.629 | 11:09.757 | 139 | 57.057 | 145 | 34.815 | 202 | 181 | 4 | 1:39.685 | 22.007 | 161 | 45.867 | 193 | 31.811 | 203 | 257 |
| 2 | 1:43.279 | 22.567 | 162 | 46.848 | 173 | 33.864 | 204 | 255 | 5 | 1:51.329 | 22.630 | 160 | 46.677 | 192 | 42.022 | | 257 |
| 3 | 1:39.999 | 22.205 | 162 | 46.065 | 193 | 31.729 | 204 | 256 | | | | | | | | | |

| | | | | | | | | | | | | | | | | | |
|-----------|---|----------|-----|--------|------------|--------|------------|-----|---------------------------------------|-----------------|---------------|------------|---------------|-----|---------------|-----|------------|
| 42 | Hari Proczyk, AUT/ Bernd Schneider, DEU | | | | | | | | theoretical besttime: 1:40.096 | | | | | | | | |
| 1 | 9:43.880 | 8:07.758 | 124 | 55.188 | 167 | 40.934 | 197 | 226 | 7 | 1:40.462 | 22.385 | 160 | 46.096 | 194 | 31.981 | 203 | 261 |
| 2 | 2:01.546 | 27.271 | 139 | 53.624 | 164 | 40.651 | 201 | 184 | 8 | 1:40.348 | 22.141 | 159 | 45.974 | 192 | 32.233 | 203 | 263 |
| 3 | 1:44.284 | 23.632 | 159 | 47.150 | 191 | 33.502 | 201 | 260 | 9 | 1:46.359 | 23.255 | 142 | 48.727 | 193 | 34.377 | 203 | 257 |
| 4 | 1:44.203 | 23.655 | 160 | 47.219 | 193 | 33.329 | 203 | 262 | 10 | 1:42.958 | 22.435 | 159 | 46.760 | 190 | 33.763 | 203 | 259 |
| 5 | 1:40.639 | 22.379 | 160 | 46.130 | 194 | 32.130 | 203 | 260 | 11 | 1:54.347 | 23.826 | 153 | 48.017 | 190 | 42.504 | | 259 |
| 6 | 1:40.544 | 22.396 | 157 | 46.141 | 193 | 32.007 | 203 | 262 | | | | | | | | | |

| | | | | | | | | | | | | | | | | | |
|-----------|--|----------|------------|--------|-----|--------|------------|-----|---------------------------------------|-----------------|---------------|-----|---------------|------------|---------------|-----|------------|
| 66 | Andreas Wirth, DEU/ Daniel Keilwitz, DEU | | | | | | | | theoretical besttime: 1:40.223 | | | | | | | | |
| 1 | 9:23.259 | 7:54.295 | 125 | 51.879 | 152 | 37.085 | 158 | 251 | 6 | 1:49.153 | 24.346 | 158 | 47.345 | 189 | 37.462 | | 264 |
| 2 | 1:51.217 | 26.481 | 143 | 51.440 | 193 | 33.296 | 210 | 241 | 7 | 3:41.436 | 2:21.877 | 153 | 46.668 | 193 | 32.891 | 210 | 262 |
| 3 | 1:40.825 | 22.430 | 163 | 46.237 | 196 | 32.158 | 209 | 261 | 8 | 1:40.223 | 22.150 | 162 | 46.000 | 196 | 32.073 | 210 | 262 |
| 4 | 1:40.602 | 22.298 | 160 | 46.159 | 196 | 32.145 | 209 | 262 | 9 | 1:54.025 | 27.109 | 146 | 48.966 | 188 | 37.950 | | 226 |
| 5 | 1:40.783 | 22.325 | 164 | 46.144 | 195 | 32.314 | 209 | 263 | | | | | | | | | |

| | | | | | | | | | | | | | | | | | |
|-----------|---|---------------|-----|----------|-----|--------|------------|-----|---------------------------------------|-----------------|--------|------------|---------------|------------|---------------|-----|------------|
| 69 | Patrick Assenheimer, DEU/ Andreas Simonsen, SWE | | | | | | | | theoretical besttime: 1:40.803 | | | | | | | | |
| 1 | 9:28.866 | 7:45.606 | 107 | 1:02.555 | 134 | 40.705 | 167 | 162 | 6 | 1:40.952 | 22.564 | 164 | 46.081 | 196 | 32.307 | 204 | 263 |
| 2 | 1:57.411 | 27.081 | 136 | 53.610 | 159 | 36.720 | 177 | 229 | 7 | 1:40.999 | 22.485 | 164 | 46.096 | 195 | 32.418 | 205 | 263 |
| 3 | 1:48.769 | 25.913 | 146 | 49.684 | 184 | 33.172 | 205 | 251 | 8 | 1:52.089 | 22.774 | 164 | 55.482 | 164 | 33.833 | 205 | 246 |
| 4 | 1:41.474 | 22.681 | 161 | 46.394 | 194 | 32.399 | 206 | 261 | 9 | 1:48.657 | 22.694 | 163 | 46.410 | 192 | 39.553 | | 263 |
| 5 | 1:43.140 | 22.415 | 163 | 46.844 | 192 | 33.881 | 206 | 262 | | | | | | | | | |



ADAC GT Masters

Lap analysis Qualifying 1

Provisional



Hockenheimring, Length: 4574 m

Air temperature: 23.2°C

Track temperature: 23.2°C

Weather condition: Dry

DMSB Reg. Nr.: 253/15
Deutscher Motor Sport Bund e.V.

Friday 2.10.2015 16:35

| Lap | Time | SE1 | SP1 | SE2 | SP2 | SE3 | SP3 | TSP | Lap | Time | SE1 | SP1 | SE2 | SP2 | SE3 | SP3 | TSP |
|--|-----------------|---------------|-----|---------------|------------|---------------|------------|-----|---------------------------------------|-----------------|---------------|------------|---------------|------------|---------------|------------|------------|
| 80 Bruno Spengler, CDN/ Dominik Baumann, AUT | | | | | | | | | theoretical besttime: 1:39.744 | | | | | | | | |
| 1 | 13:35.617 | 12:00.131 | 127 | 54.782 | 111 | 40.704 | 201 | 217 | 4 | 1:39.846 | 22.275 | 160 | 45.960 | 196 | 31.611 | 203 | 257 |
| 2 | 1:43.173 | 22.940 | 159 | 46.736 | 193 | 33.497 | 202 | 254 | 5 | 1:39.974 | 22.236 | 161 | 46.040 | 196 | 31.698 | 203 | 257 |
| 3 | 1:40.212 | 22.310 | 160 | 46.243 | 196 | 31.659 | 202 | 255 | 6 | 1:47.417 | 22.173 | 158 | 46.111 | 195 | 39.133 | | 257 |
| 100 Daniel Dobitsch, AUT/ Edward Sandström, SWE | | | | | | | | | theoretical besttime: 1:40.037 | | | | | | | | |
| 1 | 12:32.690 | 10:59.602 | 131 | 57.194 | 182 | 35.894 | 196 | 181 | 5 | 1:40.430 | 22.157 | 159 | 46.233 | 193 | 32.040 | 202 | 253 |
| 2 | 1:46.013 | 24.160 | 155 | 48.336 | 192 | 33.517 | 201 | 227 | 6 | 1:49.138 | 23.611 | 161 | 46.727 | 194 | 38.800 | | 253 |
| 3 | 1:40.738 | 22.296 | 159 | 46.513 | 195 | 31.929 | 200 | 252 | 7 | 4:03.274 | 2:44.374 | 159 | 46.549 | 191 | 32.351 | 202 | 251 |
| 4 | 1:40.037 | 22.078 | 159 | 46.098 | 195 | 31.861 | 203 | 253 | 8 | 1:46.879 | 22.086 | 160 | 46.386 | 195 | 38.407 | | 252 |



ADAC GT Masters

Vmax list Qualifying 1

Provisional



Hockenheimring, Length: 4574 m

Air temperature: 23.2°C

Track temperature: 23.2°C

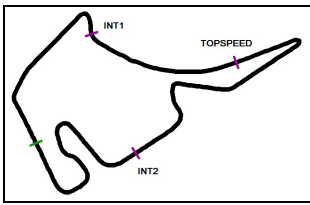
Weather condition: Dry



Reg. Nr.: 253/15

Friday 2.10.2015 16:35

| Nr | Team, Car, Driver, Nat | Top speed |
|----|--|-------------|
| 13 | RWT-Racing Team, Corvette Z06.R GT3 Lips Remo , CHE Barth Sven , DEU | 265,36 km/h |
| 21 | Team Zakspeed, Mercedes-Benz SLS AMG GT3 Asch Sebastian , DEU Ludwig Luca , DEU | 264,77 km/h |
| 66 | Callaway Competition, Corvette Z06.R GT3 Wirth Andreas , DEU Keilwitz Daniel , DEU | 263,61 km/h |
| 42 | HP Racing, Mercedes-Benz SLS AMG GT3 Proczyk Hari , AUT Schneider Bernd , DEU | 263,22 km/h |
| 69 | Callaway Competition, Corvette Z06.R GT3 Assenheimer Patrick , DEU Simonsen Andreas , SWE | 263,03 km/h |
| 14 | Lambda Performance, Ford GT GT3 Verdonck Nico , BEL Kechele Frank , DEU | 261,56 km/h |
| 7 | Bentley Team HTP, Bentley Continental GT3 Stolz Luca , DEU Dillmann Tom , FRA | 260,18 km/h |
| 23 | MRS GT Racing, Nissan GT-R Nismo GT3 Gassner Marc , DEU Strauss Florian , DEU | 259,99 km/h |
| 8 | Bentley Team HTP, Bentley Continental GT3 Schmid Clemens , AUT Hamprecht Fabian , DEU | 259,87 km/h |
| 3 | C. Abt Racing, Audi R8 LMS ultra Weishaupt Andreas , DEU Jöns Christer , DEU | 258,87 km/h |
| 1 | C. Abt Racing, Audi R8 LMS ultra Wackerbauer Stefan , DEU van der Linde Kelvin , ZAF | 258,00 km/h |
| 80 | BMW Sports Trophy Team Schubert, BMW Z4 GT3 Spengler Bruno , CDN Baumann Dominik , AUT | 257,33 km/h |
| 36 | Schütz Motorsport, Porsche 911 GT3 R Engelhart Christian , DEU Bachler Klaus , AUT | 257,27 km/h |
| 16 | YACO Racing, Audi R8 LMS ultra Frey Rahel , CHE Geipel Philip , DEU | 257,20 km/h |



ADAC GT Masters

Vmax list Qualifying 1

Provisional



Hockenheimring, Length: 4574 m

Air temperature: 23.2°C

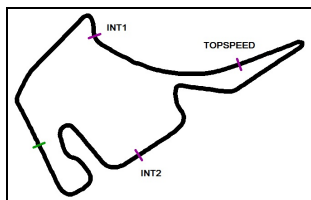
Track temperature: 23.2°C

Weather condition: Dry

DMSB Reg. Nr.: 253/15
Deutscher Motorsport Bund e.V.

Friday 2.10.2015 16:35

| Nr | Team, Car, Driver, Nat | Top speed |
|-----|---|-------------|
| 19 | BMW Sports Trophy Team Schubert, BMW Z4 GT3 Mackschin Niklas , DEU Hürtgen Claudia , DEU | 255,92 km/h |
| 24 | kfzteile24 MS RACING, Audi R8 LMS ultra Stoll Florian , DEU Basseng Marc , DEU | 254,06 km/h |
| 2 | C. Abt Racing, Audi R8 LMS ultra Pepper Jordan Lee , ZAF Thiim Nicki , DNK | 253,64 km/h |
| 100 | kfzteile24 MS RACING, Audi R8 LMS ultra Dobitsch Daniel , AUT Sandström Edward , SWE | 253,16 km/h |
| 12 | Senkyr Motorsport, BMW Z4 GT3 Joos Michael , DEU Marioneck Lennart , DEU | 249,14 km/h |



ADAC GT Masters

Start Grid Race 1

Provisional



Hockenheimring, Length: 4574 m

Air temperature: 8.2°C

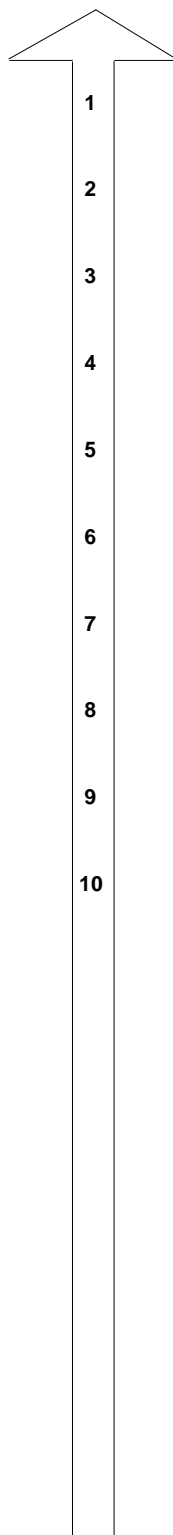
Track temperature: 9.4°C

Weather condition: Dry

DMSB Reg. Nr.: 253/15
Deutscher Motor Sport Bund e.V.

Saturday 3.10.2015 13:15

| | |
|--|----------|
| 36 Schütz Motorsport Christian Engelhart/ Klaus Bachler | 1:39.685 |
| 16 YACO Racing Rahel Frey/ Philip Geipel | 1:39.825 |
| 14 Lambda Performance Nico Verdonck/ Frank Kechele | 1:39.922 |
| 23 MRS GT Racing Marc Gassner/ Florian Strauss | 1:40.022 |
| 1 C. Abt Racing Stefan Wackerbauer/ Kelvin van der | 1:40.075 |
| 42 HP Racing Hari Proczyk/ Bernd Schneider | 1:40.348 |
| 24 kfzteile24 MS RACING Florian Stoll/ Marc Basseng | 1:40.523 |
| 69 Callaway Competition Patrick Assenheimer/ Andreas Simor | 1:40.952 |
| 3 C. Abt Racing Andreas Weishaupt/ Christer Jöns | 1:41.644 |



POLE POSITION

| | |
|--|----------|
| 7 Bentley Team HTP Luca Stolz/ Tom Dillmann | 1:39.598 |
| 21 Team Zakspeed Sebastian Asch/ Luca Ludwig | 1:39.696 |
| 80 BMW Sports Trophy Team Schubert Bruno Spengler/ Dominik Baumann | 1:39.846 |
| 8 Bentley Team HTP Clemens Schmid/ Fabian Hamprecht | 1:39.954 |
| 100 kfzteile24 MS RACING Daniel Dobitsch/ Edward Sandström | 1:40.037 |
| 66 Callaway Competition Andreas Wirth/ Daniel Keilwitz | 1:40.223 |
| 19 BMW Sports Trophy Team Schubert Niklas Mackschin/ Claudia Hürtgen | 1:40.440 |
| 13 RWT-Racing Team Remo Lips/ Sven Barth | 1:40.730 |
| 2 C. Abt Racing Jordan Lee Pepper/ Nicki Thiim | 1:40.987 |
| 12 Senkyr Motorsport Michael Joos/ Lennart Marioneck | 1:41.944 |

withdraw of car no. 22

Publications Time:

Clerk of the course:

Time Keeping: