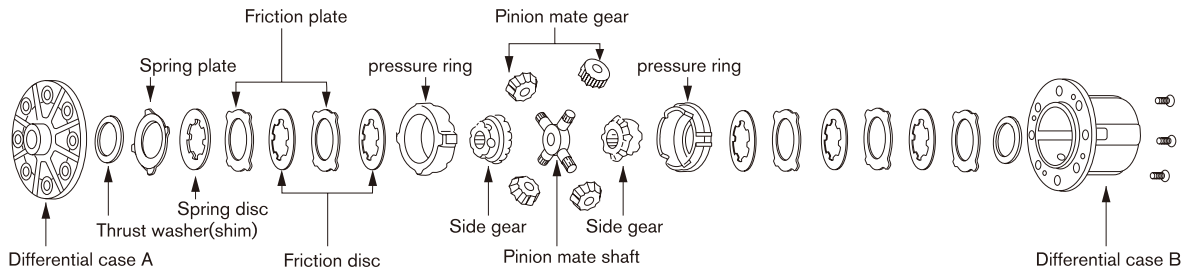


LSD Repair Parts

Mechanical LSD (for R200 Type)



L.S.D. part no.38420-RS500/520/580/581/585/586/650/660

| Part | LSD part no. | Part no. | Code | Price with tax | Price | Qty per car | Initial torque | Notes |
|------------|--|-------------|------|----------------|--------------|-------------|----------------|----------------|
| Disc Kit * | L.S.D. part no. 38420-RS500/520/580/581/585/586 | 3843S-RS520 | A | 18,900 | 18,000 | 1 | 8kgf·m spec | Screw included |
| | | 3843S-RS521 | A | 18,900 | 18,000 | 1 | 12kgf·m spec | |
| | L.S.D. part no. 38420-RS650/660 | 3843S-RS650 | — | Discontinued | Discontinued | 1 | 8kgf·m spec | |
| | | 3843S-RS651 | A | 16,800 | 16,000 | 1 | 12kgf·m spec | |

* Initial torque will vary depending on the individual differences of the L.S.D.

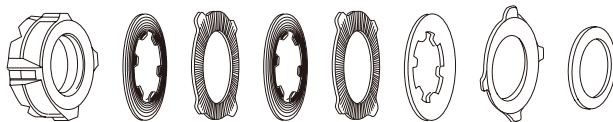
3843S-RS520/521 component parts

| Part | Part no. | Code | Price with tax | Price | Qty per car | | Part information |
|----------------|----------|-------------|----------------|-------|-----------------------|------------------------|--|
| | | | | | 3843S-RS520 8kgf·m | 3843S-RS521 12kgf·m | |
| Friction Plate | t=1.75 | 38432-N9000 | — | — | 4 | 2 | Genuine Nissan part |
| | t=1.85 | 38432-N9001 | — | — | 1 | 1 | Genuine Nissan part: Thickness adjustment for clearance is different, so replace when using |
| Friction Disc | t=1.75 | 38433-N9000 | — | — | 4 | 4 | Genuine Nissan part |
| Spring Plate | t=1.75 | 38435-N3210 | — | — | 2 | 4 | Genuine Nissan part |
| Spring Disc | t=1.75 | 38436-N3210 | A | 1,712 | 1,630 | 2 | 2 |
| Thrust Washer | — | — | — | — | 2 | 2 | |
| Screws | — | — | — | — | 3 | 3 | |

3843S-RS520/521 component parts

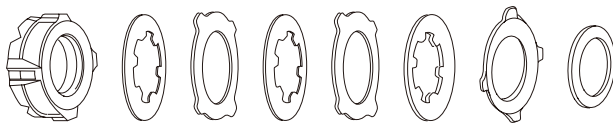
| Part | Part no. | Code | Price with tax | Price | Qty per car | | Part information |
|----------------|----------|-------------|----------------|-------|-----------------------|------------------------|---------------------|
| | | | | | 3843S-RS650 8kgf·m | 3843S-RS651 12kgf·m | |
| Friction Plate | t=1.75 | 38432-N3210 | A | 1,712 | 1,630 | 4 | 2 |
| Friction Disc | t=1.75 | 38433-N3210 | A | 945 | 900 | 4 | 4 |
| | t=1.85 | 38433-N3211 | A | 945 | 900 | 1 | 1 |
| Spring Plate | t=1.75 | 38435-N3210 | — | — | 2 | 4 | Genuine Nissan part |
| Spring Disc | t=1.75 | 38436-N3210 | A | 1,712 | 1,630 | 2 | 2 |
| Thrust Washer | — | — | — | — | 2 | 2 | |
| Screws | — | — | — | — | 3 | 3 | |

3843S-RS520 (8kgf·m arrangement)



• Pressure ring not included

3843S-RS650 (8kgf·m arrangement)



• Pressure ring not included

Product Note

- Use of these parts entails installation work. Please carefully read the instruction manual before installation.
- Use of an LSD will create chattering within the differential case in low speed cornering and other situations.

LSD Repair Parts

Previous type LSD vehicle compatibility chart

| Vehicle | Model | Application | Part no. (38420-****) | |
|--------------------------------------|---|---|---|--------------------|
| 180SX | RS13 RPS13 | CA18DET | RS500-C, RS660-B | |
| | | SR20DET A/T | | |
| | | SR20DET M/T (until Nov.'95) | RS500-B, RS520-B | |
| | | SR20DE (from Aug. '96) Non-viscous vehicles | RS660-A | |
| | | SR20DET M/T (Oct.'95 to Dec.'96) SR20DE viscous-equipped vehicles (Aug.'96 to Nov.'96) | RS500-C, RS520-C | |
| | | SR20DET M/T (from Dec.'96) SR20DE viscous-equipped vehicles (from Dec.'96) | RS500-C, RS585-C | |
| Silvia Gazelle | US12 | FJ20E, FJ20ET (until Feb.'86) | RS650-A | |
| | | FJ20E, FJ20ET (from Feb.'86) | RS660-A | |
| | BS12 | CA18DET | RS660-A | |
| | | CA18DE, SR20DE ABS-equipped, Non-viscous vehicles | RS660-A | |
| | S13 PS13 | CA18DE, SR20DE viscous-equipped vehicles | RS660-B | |
| | | CA18DET, SR20DET A/T | RS660-B | |
| | | SR20DET M/T (until Oct.'93) | RS500-B, RS520-B | |
| | | SR20DE HICAS-equipped Non-viscous vehicles (until Dec.'96) | RS660-A | |
| | S14 | SR20DE Non-HICAS viscous-equipped vehicles (until Dec.'96) | RS660-B | |
| | | SR20DE HICAS and viscous-equipped vehicles (from Dec.'96) | RS500-C, RS585-C | |
| | | SR20DET A/T | RS500-C, RS660-B | |
| | | SR20DET M/T (until Dec.'96) SR20DET M/T (from Dec.'96) | RS500-C, RS585-B RS500-C, RS585-C | |
| | S15 | SR20DE helical-equipped, or Non-L.S.D. vehicles | RS500-A, RS580-A | |
| | | SR20DE viscous-equipped vehicles | RS500-CA, RS580-C | |
| | | SR20DET M/T helical-equipped vehicles | RS500-A, RS580-A | |
| | | SR20DET A/T viscous-equipped vehicles | RS500-CA, RS580-C | |
| | Skyline | GC211 | L20ET T/C | RS650-A |
| | | HR30 | L20ET T/C | RS650-A |
| | | DR30 | FJ20E (from Oct.'82) | RS650-A |
| | | | FJ20ET (until Aug.'84) FJ20ET (from Aug.'84) | RS650-A RS660-A |
| | | HR31 | RB20E (until Apr.'86) | RS650-A |
| | | | RB20E (from Apr.'86) | RS660-A |
| | | HR31 WHR31 | RB20ET, RB20DE, RB20DET | RS660-A |
| | | SR31 | RD28 | RS660-A |
| HR32 | | RB20E ABS-equipped Non-viscous vehicles | RS660-A | |
| | | RB20E viscous-equipped vehicles | RS660-B | |
| H(C) R32 | | RB20DE Non-viscous vehicles | RS660-A | |
| | | RB20DE viscous-equipped vehicles | RS660-B | |
| E(C) R32 | | RB25DE M/T Non-viscous vehicles | RS660-A | |
| | | RB25DE M/T viscous-equipped vehicles | RS660-B | |
| HCR32 | | RB20DET 2WD | RS500-B, RS585-D | |
| HNR32 | | RB20DET 4WD | RS500-A, RS586 | |
| HR33 | | RB20E ABS-equipped Non-viscous vehicles | RS660-A | |
| | | RB20E viscous-equipped vehicles (until Dec.'96) | RS500-C, RS520-C | |
| | | RB20E viscous-equipped vehicles (from Dec.'96) | RS500-C, RS585-C | |
| | | RB25DE 2WD Non-viscous | RS660-A | |
| | | RB25DE 2WD viscous-equipped 2-door M/T vehicles (until Apr.'94) | RS500-B, RS520-B | |
| | | RB25DE 2WD viscous-equipped 2-door M/T vehicles (Apr.'94 to Jan.'96) | RS500-C, RS520-C | |
| | | RB25DE 2WD viscous-equipped (Jan.'96 to Dec.'96) | RS500-C, RS520-C | |
| | | RB25DE 2WD viscous-equipped (from Dec.'96) | RS500-C, RS585-C | |
| | ENR33 | RB25DE 4WD | RS500-CA, RS580-C | |
| | ECR33 | RB25DET except active L.S.D. spec vehicles | RS500-B, RS585-D | |
| R34 | RB20DE Non-viscous | RS500-A, RS580-A | | |
| | RB20DE viscous-equipped | RS500-CA, RS580-C | | |
| ER34 | RB25DE Non-viscous | RS500-A, RS580-A | | |
| | RB25DE 2WD viscous-equipped M-AT vehicles | RS500-CA, RS580-C | | |
| | RB25DE 2WD viscous-equipped M/T vehicles | RS500-BA, RS580-B | | |
| | RB25DE 2WD helical-equipped vehicles (from Aug.'99) | RS500-A, RS580-A | | |
| | RB25DET (until Aug.'99) | RS500-BA, RS580-B | | |
| | RB25DET (Aug.'99 to Aug.'00) | RS500-BA, RS580-B | | |
| | RB25DET (from Aug.'00) M-AT vehicles | RS500-A, RS580-A | | |
| RB25DET (from Aug.'00) M-AT vehicles | RS500-BA, RS580-B | | | |
| ENR34 | RB25DE 4WD | RS500-CA, RS580-C | | |
| Skyline GT-R | BNR32 | RB26DETT (until Feb.'93) RB26DETT (from Feb.'93) | RS581-A RS581-A | |
| | BCNR33 | RB26DETT except active L.S.D. spec vehicles | RS581-A | |
| | BNR34 | RB26DETT except active L.S.D. spec vehicles | RS581-A | |

| Vehicle | Model | Application | Part no. (38420-****) | |
|------------------|---|--|--|---------|
| Cefiro | (C) A31 | RB20E | RS660-A | |
| | | ABS- or HICAS-equipped Non-viscous vehicles | | |
| | | RB20E viscous-equipped vehicles | RS660-B | |
| | | RB20DE Non-viscous vehicles | RS660-A | |
| | | RB20DE viscous-equipped vehicles | RS660-B | |
| | | RB25DE Non-viscous vehicles | RS660-A | |
| | | RB25DE viscous-equipped vehicles | RS660-A | |
| | | RB20DET | RS500-B, RS520-B | |
| | | NA31 | RB20DET 4WD | RS585-A |
| | | HC31 | L20ET T/C | RS650-A |
| Laurel | NC31 | L28E | RS650-A | |
| | | RB20E | RS660-A | |
| | HC32 | RB20DET | RS660-A | |
| | GC32 | VG20ET | RS660-A | |
| | FC33 | CA18i viscous-equipped vehicles | RS660-B | |
| | HC33 | RB20E | RS660-A | |
| | | A/T non-ABS Non-viscous vehicles (from Jan.'91) | | |
| | | RB20E ABS-equipped non-viscous vehicles | RS660-A | |
| | H(C) C33 | RB20E viscous-equipped vehicles | RS660-B | |
| | | RB20DE Non-viscous vehicles | RS660-A | |
| SC33 | RB20DE viscous-equipped vehicles | RS660-B | | |
| | RB20DET | RS500-B, RS520-B | | |
| HC34 | RD28 Non-viscous vehicles | RS660-A | | |
| | RD28 viscous-equipped vehicles (until Dec.'96) | RS660-B | | |
| G(C) C34 | RB20DE Non-viscous vehicles | RS660-A | | |
| | RB20DE viscous-equipped vehicles | RS660-B | | |
| G(C) C34 | RB25DE 2WD Non-viscous vehicles | RS660-A | | |
| | RB25DE 2WD viscous-equipped vehicles (until Dec.'96) | RS500-C, RS585-C | | |
| SC34 | RD28 Non-viscous vehicles | RS660-A | | |
| | RD28 viscous-equipped vehicles (until Dec.'96) | RS660-B | | |
| GNC34 | RB25DE all 4WD vehicles | RS500-CA, RS580-C | | |
| G(C) C34 | RB25DET (until Dec.'96) | RS500-C, RS585-B | | |
| | RB25DET (from Dec.'96) | RS500-C, RS585-C | | |
| HC35 G(C) C35 | RB20DE, RB25DE, RD28 | RS500-CA, RS580-C | | |
| | RB25DET (until Sept.'98) RB25DET (from Sept.'98) | RS500-CA, RS580-C RS500-BA, RS586 | | |
| Leopard | PF30 | L20ET T/C | RS650-A | |
| | NF30 | VG30ET | RS660-A | |
| | F31 | (until Aug.'88) VG20E, VG20ET, VG30DE (from Aug.'88) VG20E Non-viscous vehicles | RS660-A RS660-A | |
| Stagea | WHC34 | RB20E 2WD (until Aug.'98) Non-viscous vehicles | RS660-A | |
| | | RB20E 2WD (until Aug.'98) viscous-equipped vehicles | RS500-C, RS585-C | |
| | | RB20DE 2WD (until Aug.'98) | RS500-C, RS585-C | |
| | | RB20DE 2WD (from Aug.'98) Non-viscous vehicles | RS500-CA, RS580-C | |
| | WGC34 | RB20DE 2WD (from Aug.'98) viscous-equipped vehicles | RS500-C, RS585-C | |
| | | RB25DE 2WD Non-viscous vehicles (until Aug.'97) | RS660-A | |
| | | RB25DE 2WD Non-viscous vehicles (Aug.'97 to Aug.'98) | RS500-C, RS585-C | |
| | | RB25DE 2WD Non-viscous vehicles (until Aug.'98) | RS500-C, RS585-C | |
| | | RB25DE 2WD (until Aug.'98) Non-viscous vehicles | RS500-CA, RS580-C | |
| | | RB25DE 2WD (from Aug.'98) viscous-equipped vehicles | RS500-C, RS585-C | |
| WGNC34 | RB25DET 2WD (from Aug.'98) viscous-equipped vehicles | RS500-BA, RS580-B | | |
| | RB25DE 4WD RB25DET 4WD (from Aug.'98) | RS500-CA, RS580-C RS500-CA, RS580-C | | |
| Fairlady Z | HS130 | L28 M/T | RS650-A | |
| | | L20ET | RS650-A | |
| | Z31 | VG20ET (until Oct.'85) | RS650-A | |
| | | VG20ET (from Oct.'85) | RS660-A | |
| | HZ31 | VG30ET | RS660-A | |
| | | PZ31 | RB20DET (from Oct.'85) | RS660-A |
| | Z32 | VG30DE Non-viscous vehicles (until Oct.'98) | RS500-B, RS585-D | |
| | | VG30DE viscous-equipped vehicles (until Oct.'98) | RS500-BA, RS580-B | |
| | Cedric Gloria | Y31 | VG20ET, VG20DET, VG30E, VG30ET Non-viscous vehicles | RS660-A |

LSD Repair Parts

Mechanical LSD (for R200 Type)

Detailed information on LSD for R200 type

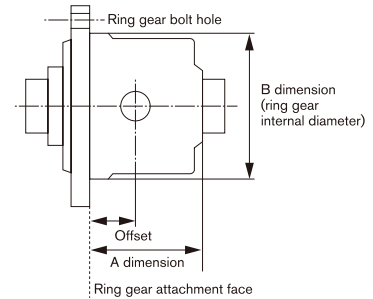
| Model | Part no. | Code | Price with tax | Price | Offset | A dimension | B dimension | Side gear serrations | Pinion mate gear, no. | Ring gear bolt size (number) | Gear ratio range | Repair circlip (snap ring) |
|------------------------------------|------------------------------------|----------------------------------|---------------------|---------------------|--------------|-------------|-------------|----------------------|-----------------------|------------------------------|------------------|--|
| R200 | 38420-71S00 | — | Genuine Nissan part | Genuine Nissan part | 33 | 97.0 | φ 128 | φ 30 × 29T | 4 | M10-P1.25 (10) | 3.154~5.143 | 38225-N3100 × 2 (Genuine Nissan part) |
| | 38420-71S01 | — | Genuine Nissan part | Genuine Nissan part | 33 | 97.0 | φ 128 | φ 30 × 29T | 4 | M12-P1.25 (10) | | |
| | 38420-RS650- | — | Discontinued | Discontinued | 33 | 97.0 | φ 128 | φ 30 × 29T | 4 | M10-P1.25 (10) | | |
| | 38420-RS660- | — | Discontinued | Discontinued | 33 | 97.0 | φ 128 | φ 30 × 29T | 4 | M12-P1.25 (10) | | |
| | 38420-RS520 | — | Discontinued | Discontinued | 33 | 97.0 | φ 128 | φ 30 × 29T | 4 | M12-P1.25 (10) | 4.083~5.143 | For thrust block 38438-71S00 × 1 (Genuine Nissan part) |
| | 38420-RS585 | — | Discontinued | Discontinued | 33 | 97.0 | φ 128 | φ 30 × 29T | | M13-P1.25 (10) | 4.083~5.143 | |
| | 38420-RS586 | — | Discontinued | Discontinued | 33 | 97.0 | φ 128 | φ 31 × 30T | 4 | M13-P1.25 (10) | 3.154~5.143 | 38225-32W00 × 2 (Genuine Nissan part) |
| | 38420-RS581- | — | Discontinued | Discontinued | 33 | 97.0 | φ 128 | φ 32 × 31T | 4 | M13-P1.25 (10) | 3.154~5.143 | 38225-40P71 × 2 (Genuine Nissan part) |
| | 38420-RS500- | — | Discontinued | Discontinued | 33 | 97.0 | φ 128 | φ 31 × 30T | 4 | M13-P1.25 (10) *2 | 3.154~5.143 | 38225-32W00 × 2 (Genuine Nissan part) |
| | 38420-RS205- 38420-RS207- | — | Discontinued | Discontinued | 33 | 97.0 | φ 128 | φ 31 × 30T | 4 | M13-P1.25 (10) *2 | 4.083~5.143 *3 | — |
| | 38420-RSS22- 38420-RSS17- | — | Discontinued | Discontinued | 33 | 97.0 | φ 128 | φ 31 × 30T | 4 | M13-P1.25 (10) *2 | 4.083~5.143 *3 | — |
| | 38420-RSS20- *1 38420-RSS15- *1 | A | 126,000 | 120,000 | | | | | | | | |
| | 38420-RS020- *1 38420-RS015- *1 | A | — | — | 33 | 97.0 | φ 128 | φ 31 × 30T | 4 | M13-P1.25 (10) *2 | 3.154~5.143 | 38225-32W00 × 2 (Genuine Nissan part) |
| | 38420-RSC20- *1 | A | 220,500 | 210,000 | 33 | 97.0 | φ 128 | φ 31 × 30T | 4 | M13-P1.25 (10) *2 | 4.083~5.143 *3 | — |
| | Reinforced R200 | 38420-RSZ22-4A 38420-RSZ17-4A | — | Discontinued | Discontinued | 37 | 102.5 | φ 128 | φ 32 × 31T | 4 | M13-P1.25 (10) | 3.538~4.363 |
| 38420-RSZ20- *1 38420-RSZ15- *1 | | A | 126,000 | 120,000 | | | | | | | | |
| 38420-RSC25- *1 | | A | 231,000 | 220,000 | | | | | | | | |

* The position of the side flange face and circlip groove are slightly different for the R200 and R200V

*1 Installation kit is included. See table below for more information.

*2 By using the included exchange ring gear bolt, this can be attached to M12-P1.25 vehicles as well.

*3 Can also be installed on vehicles with gear ratios of 3.154 to 3.900.



Installation kit For LSD installation, the following Genuine Nissan parts are included for parts exchange (some may differ slightly from standard parts; this will not effect performance)

| LSD | Part no. | Code | Price with tax | Price | Side flange | Side bearing (Genuine NISSAN part) | Oil seal (Genuine NISSAN part) | Gasket (Genuine NISSAN part) | Ring gear bolt | Other | | | |
|----------------------------------|----------------------------------|---------|----------------|---------|------------------------------------|------------------------------------|--------------------------------|------------------------------|--|---|-----------------|-----------------|---|
| GT L.S.D. | 38420-RS020-A 38420-RS015-A | A | 101,850 | 97,000 | — | 38440-N3110 × 2 | 38342-P9000 × 2 | 38320-40F02 × 1 | — | COMPETITION OIL type 2189E (75W140) 1L × 2 GT L.S.D. sticker × 2 | | | |
| | 38420-RS020-B 38420-RS015-B | A | 110,250 | 105,000 | 38220-4P260 × 1 38220-4P261 × 1 | | | | Exchange ring gear bolt: M13-M12 × 10* | | | | |
| | 38420-RS020-BA 38420-RS015-BA | A | 105,000 | 100,000 | 38220-0V770 × 1 38220-0V771 × 1 | | | | — | | | | |
| | 38420-RS020-C 38420-RS015-C | A | 105,000 | 100,000 | 38220-4P060 × 1 38220-4P061 × 1 | | | | — | | | | |
| | 38420-RS020-CA 38420-RS015-CA | A | 105,000 | 100,000 | 38220-29U60 × 1 38220-29U61 × 1 | | | | — | | | | |
| GT L.S.D. Pro & Carbon | 38420-RSC20-B5 | A | 220,500 | 210,000 | 38220-AA076 × 2 | 38440-N3110 × 2 | 38342-P9000 × 2 | 38320-40F02 × 1 | Exchange ring gear bolt: M13-M12 × 10* | COMPETITION OIL type 2189E (75W140) 1L × 2 GT L.S.D. Pro or GT L.S.D. Pro Carbon sticker × 2 | | | |
| | 38420-RSS20-B5 38420-RSS15-B5 | A | 126,000 | 120,000 | | | | | | | | | |
| | 38420-RSC20-C5 | A | 220,500 | 210,000 | 38220-0V161 × 2 | | | | | | | | |
| | 38420-RSS20-C5 38420-RSS15-C5 | A | 126,000 | 120,000 | | | | | | | | | |
| | 38420-RSC20-D5 | A | 220,500 | 210,000 | 38220-RSS50 × 1 38220-4P071 × 1 | | | | | | | | |
| | 38420-RSS20-D5 38420-RSS15-D5 | A | 126,000 | 120,000 | | | | | | | | | |
| | 38420-RSC20-E | A | 220,500 | 210,000 | 38220-05U01 × 2 | | | | | | | | |
| | 38420-RSS20-E 38420-RSS15-E | A | 126,000 | 120,000 | | | | | | | | | |
| | 38420-RSC25-33 | A | 231,000 | 220,000 | 38220-AR011 × 2 | | | | 38440-0C000 × 2 | | 38342-P9010 × 2 | 11026-4N200 × 2 | 38102-7S000 × 10 (Genuine Nissan part) |
| | 38420-RSZ20-4A 38420-RSZ15-4A | A | 126,000 | 120,000 | | | | | | | | | |
| | 38420-RSC25-34 | A | 231,000 | 220,000 | | | | | | | | | |
| | 38420-RSZ20-4B 38420-RSZ15-4B | A | 126,000 | 120,000 | | | | | | | | | |
| | 38420-RSC25-35 | A | 231,000 | 220,000 | 38220-1NC1B × 2 | | | | | | | | |
| 38420-RSZ20-4C 38420-RSZ15-4C | A | 126,000 | 120,000 | | | | | | | | | | |

* Use the exchange ring gear bolts only when the ring gear bolt size is M12. For M13 hole size, use the existing bolts, and not those included